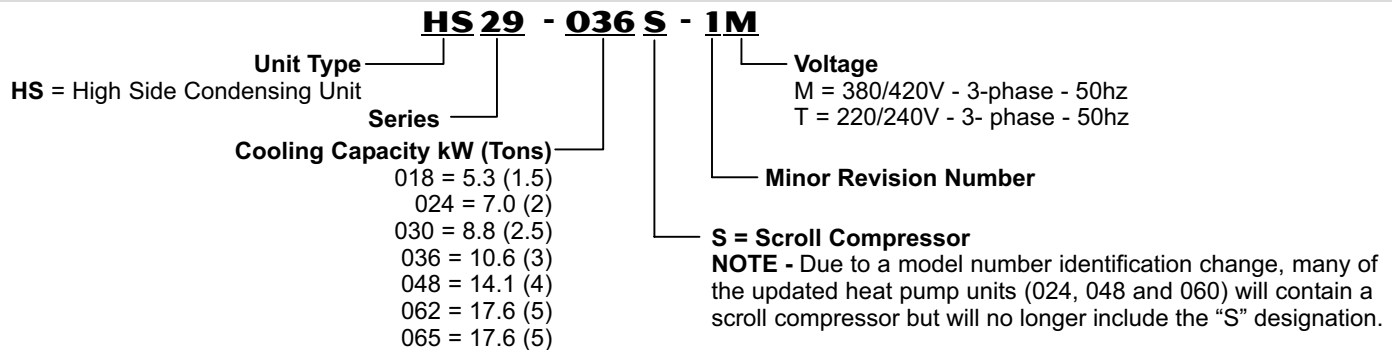


### MODEL NUMBER IDENTIFICATION



### FEATURES

#### CONTENTS

Rating Tables .....	Pages 5-6
Dimensions .....	Page 7
Expanded Rating Tables .....	Pages 8-19
Electrical Data .....	Pages 3-4
Features .....	Pages 1-2
Field Wiring .....	Page 4
Installation Clearances .....	Page 3
Model Number Identification .....	Page 1
Optional Accessories .....	Page 2
Specifications .....	Pages 3-4

#### APPLICATIONS

Energy Efficiency Ratios (EER's) of up to 11.8.  
5.3 through 17.6 kW (1.5 through 5 Ton) sizes.  
Vertical air discharge allows concealment behind shrubs at grade level or out of sight on a roof.  
Matching blower powered or add-on furnace evaporator units provide a wide range of cooling capacities and applications. See Ratings table.  
For evaporator unit data, see Blower Coil Units, this section.  
Units shipped completely factory assembled, piped and wired.  
Each unit is test operated at the factory insuring proper operation.  
Installer must set condensing unit, connect refrigerant lines and make electrical connections to complete job.

#### COMPLETELY TESTED

Tested in the Lennox Research Laboratory environmental test rooms which meet American Society of Heating, Refrigeration and Air-Conditioning Engineers (ASHRAE) Standard 37 requirements. Rating test conditions are those included in Air-Conditioning and Refrigeration Institute (ARI) Standard 210/240 while operating at rated voltages and air volumes.  
Sound rated in Lennox reverberant sound test room in accordance with test conditions included in Air Conditioning and Refrigeration Institute ARI Standard 270-95.  
Condensing units and components within bonded for grounding to meet safety standards for servicing required by Underwriters Laboratories (U.L.) and the International Electrotechnical Commission (IEC).  
Manufactured in accordance with International Standards Organization (ISO) 9001 quality standards.

Visit us at [www.lennox.com](http://www.lennox.com)  
For the latest technical information, [www.lennox.com](http://www.lennox.com)

NOTE - Due to Lennox' ongoing commitment to quality, Specifications, Ratings and Dimensions subject to change without notice and without incurring liability. Improper installation, adjustment, alteration, service or maintenance can cause property damage or personal injury. Installation and service must be performed by a qualified installer and servicing agency.

## FEATURES

### CABINET

Heavy gauge steel cabinet with five station metal wash process. Powder coat paint finish provides rust and corrosion protection. Painted base section. Control box is conveniently located with all controls factory wired. Corner patch plate allows access to compressor. Drainage holes are provided in base section for moisture removal.

### Refrigerant Line Connections, Electrical Inlets, Service Valves

Sweat connection suction and liquid lines are located on corner of unit cabinet.

Fully serviceable brass service valves prevent corrosion and provide access to refrigerant system. Suction valve can be fully shut off, while liquid valve may be backseated to manage refrigerant charge while servicing system.

45° elbow furnished for ease of suction line connection.

9.5 mm x 7.9 mm (3/8 in. x 5/16 in.) reducer bushing furnished with HS29-018-024-030S models for liquid line connection.

Units are stubbed with 9.5 mm (3/8 in.) connection.

Refrigerant line connections and field wiring inlets are located in one central area of cabinet for easy access. See dimension drawing.

### REFRIGERATION SYSTEM

#### Copper Tube/Enhanced Fin Coil

Lennox designed and fabricated coil.

Ripple-edged aluminum fins.

Copper tube construction.

Lanced fins provide maximum exposure of fin surface to air stream resulting in excellent heat transfer.

Fin collars grip tubing for maximum contact area.

Flared shoulder tubing connections/silver soldering construction.

Coil is factory tested under high pressure to ensure leakproof construction.

Entire coil is accessible for cleaning.

Polyvinyl chloride (PVC) coated steel wire coil guard furnished as standard.

#### Condenser Fan

Direct drive fan moves large air volumes uniformly through entire condenser coil for high refrigerant cooling capacity.

Vertical air discharge minimizes operating sounds and eliminates damage to lawn and shrubs.

Fan motor has sleeve bearings and is inherently protected.

Motor totally enclosed for maximum protection from weather, dust and corrosion.

Rain shield on motor provides additional protection from moisture.

Louvered steel top fan guard furnished as standard.

Fan service access accomplished by removal of fan guard.

#### High Pressure Switch

Manual reset switch shuts off unit if abnormal operating conditions cause discharge pressure to rise above setting.

#### Low Pressure Switch

Automatic reset switch shuts off unit if suction pressure falls below setting. Provides loss of charge and freeze-up protection.

### COMPRESSOR

#### Reciprocating Compressor (HS29-018)

Designed for dependable efficiency with minimum operating cost.

Suction cooled and overload protected with internal pressure relief. Hermetically sealed with built-in protection from excessive current and temperatures.

Crankcase heater assures proper compressor lubrication.

Running gear assembly resiliently suspended internally inside case. Compressor installed in unit on resilient rubber mounts assuring low sound and vibration free operation.

#### Copeland Scroll™ Compressor (HS29-024-030S-036S-048S-062S-065S)

Compressor features high efficiency with uniform suction flow, constant discharge flow and high volumetric efficiency and quiet operation.

Compressor consists of two involute spiral scrolls matched together to generate a series of crescent shaped gas pockets between them.

During compression, one scroll remains stationary while the other scroll orbits around it.

Gas is drawn into the outer pocket, the pocket is sealed as the scroll rotates.

As the spiral movement continues, gas pockets are pushed to the center of the scrolls. Volume between the pockets is simultaneously reduced.

When pocket reaches the center, gas is now at high pressure and is forced out of a port located in the center of the fixed scrolls.


During compression, several pockets are compressed simultaneously resulting in a smooth continuous compression cycle. Continuous flank contact, maintained by centrifugal force, minimizes gas leakage and maximizes efficiency.

Scroll compressor is tolerant to the effects of slugging and contaminants. If this occurs, scrolls separate, allowing liquid or contaminants to be worked toward the center and discharged.

Low gas pulses during compression reduces operational sound levels.

Compressor motor is internally protected from excessive current and temperature.

Compressor is installed in the unit on resilient rubber mounts for vibration free operation.



### OPTIONAL ACCESSORIES - MUST BE ORDERED EXTRA

#### Thermostat

Thermostat not furnished with unit. See Lennox Price Book.

#### Crankcase Heater (Not for -018 models)

Crankcase heater prevents migration of liquid refrigerant into compressor and ensures proper compressor lubrication.

Furnished as standard on HS29-018 models.

#### Expansion Valve Kits

Must be ordered extra and field installed on certain evaporator units. See Ratings table.

#### Low Ambient Kit

Condensing units operate satisfactorily down to 7°C (45°F) outdoor air temperature without any additional controls.

Low Ambient Control Kit can be field installed, allowing proper unit operation down to -1°C (30°F).

#### Refrigerant Line Kits

Shipped refrigeration clean.

Lines are cleaned, dried, pressurized and sealed at factory.

Suction line fully insulated.

Stubbed at both ends.

Kits are not available for HS29-062S and -065S models and must be field fabricated.

#### Unit Stand-Off Kit

Black high density polyethylene feet are available to raise unit off of mounting surface away from damaging moisture.

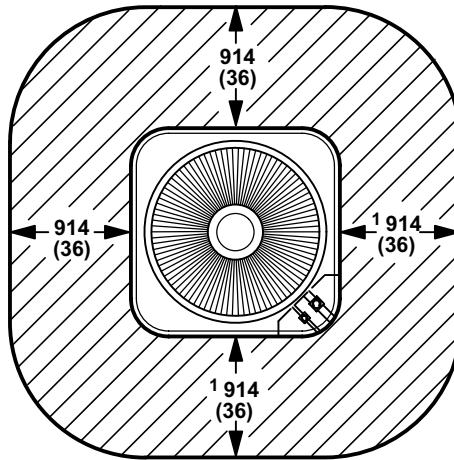
Four feet are furnished per order number.

#### Freezestat

Installs on or near the discharge line of the evaporator or on the suction line.

Senses suction line temperature and cycles the compressor off when suction line temperature falls below its setpoint.

## INSTALLATION CLEARANCES - MM (INCHES)



<sup>1</sup> One of the coil sides adjacent to control box must be 762 mm (30 inches) for service.

One of the remaining sides may be 914 mm (12 inches)

One of the remaining sides may be 305 mm (6 inches)

**NOTE — 1219 mm (48 inches) clearance required on top of unit.**

**NOTE — 610 mm (24 inches) required between two units**

### SPECIFICATIONS

General Data		Model Number	HS29-018	HS29-024	HS29-030S
Nominal kW (Tonnage)			5.3 (1.5)	7.0 (2)	8.8 (2.5)
Connections (sweat)	Liquid line - outside diameter - mm (in.)		<sup>2</sup> 9.5 (3/8)	<sup>2</sup> 9.5 (3/8)	<sup>2</sup> 9.5 (3/8)
	Suction line - outside diameter - mm (in.)		15.9 (5/8)	19.1 (3/4)	19.1 (3/4)
<sup>1</sup> Refrigerant charge furnished - kg (oz.) HCFC-22			1.70 (60)	1.64 (58)	1.84 (65)
Condenser Coil	Net face area - m <sup>2</sup> (ft. <sup>2</sup> )		1.05 (11.33)	1.05 (11.33)	1.23 (13.22)
	Tube outside diameter - mm (in.)		7.9 (5/16)	7.9 (5/16)	7.9 (5/16)
	Number of rows		1	1	1
	Fins per m (inch)		708 (18)	708 (18)	708 (18)
Condenser Fan	Diameter - mm (in.)		457 (18)	457 (18)	457 (18)
	Number of blades		3	3	3
	Motor output - W (hp)		125 (1/6)	125 (1/6)	125 (1/6)
	Air volume - L/s (cfm)		865 (1833)	865 (1833)	865 (1833)
	Motor input - W		126	126	126
Shipping weight - 1 package	kg (lbs.)		66 (146)	67 (148)	71 (157)

### ELECTRICAL DATA

General Data		Line voltage data (50 hz)	220/240V - 1 phase	220/240V - 1 phase	220/240V - 1 phase
Voltage range			198 - 264V	198 - 264V	198 - 264V
<sup>3</sup> Maximum Overcurrent Protection			15	20	25
Minimum Circuit Ampacity			11.1	13.8	17
Compressor	Rated load amps		8.1	10.3	12.8
	Locked rotor amps		44	58	70
Condenser Coil Fan Motor	Full load amps		1.0	1.0	1.0
	Locked rotor amps		1.9	1.9	1.9

### OPTIONAL ACCESSORIES - MUST BE ORDERED EXTRA

Crankcase Heater		---	90P12	90P12
Freezestat	3/8 in. tubing	93G35	93G35	93G35
	1/2 in. tubing	39H29	39H29	39H29
	5/8 in. tubing	50A93	50A93	50A93
Low Ambient Kit		24H77	24H77	24H77
Refrigerant Line Set	4.7 m (15 ft.) length	L15-21-15	L15-31-15	L15-31-15
	6 m (20 ft.) length	L15-21-20	L15-31-20	L15-31-20
	8 m (25 ft.) length	L15-21-25	---	---
	9.1 m (30 ft.) length	---	L15-31-30	L15-31-30
	11 m (35 ft.) length	L15-21-35	---	---
	15.2 m (50 ft.) length	L15-21-50	L15-31-50	L15-31-50
Unit Stand-Off Kit		94J45	94J45	94J45

NOTE - Refer to local electrical codes to determine wire, fuse and disconnect size requirements.

<sup>1</sup>Refrigerant charge sufficient for 4.7 m (15 feet) of connecting refrigerant lines.

<sup>2</sup>Furnished with 9.5 mm x 8 mm (3/8 inch x 5/16 inch) reducer adaptor for refrigerant line connections.

<sup>3</sup> HACR type circuit breaker or fuse.

## SPECIFICATIONS

General Data	Model Number	HS29-036S	HS29-048S	HS29-062S	HS29-065S
Nominal kW (Tonnage)		10.5 (3)	14.0 (4)	17.5 (5)	17.5 (5)
Connections (sweat)	Liquid line - outside diameter - mm (in.)	9.5 (3/8)	9.5 (3/8)	9.5 (3/8)	9.5 (3/8)
	Suction line - outside diameter - mm (in.)	19.1 (3/4)	22.2 (7/8)	28.6 (1-1/8)	28.6 (1-1/8)
<sup>1</sup> Refrigerant charge furnished - kg (oz.) HCFC-22		1.98 (70)	2.66 (94)	3.71 (131)	5.36 (189)
Condenser Coil	Net face area - m <sup>2</sup> (ft. <sup>2</sup> ) - Outer coil	1.40 (15.11)	1.40 (15.11)	1.40 (15.11)	1.95 (21.0)
	Inner coil	----	0.50 (5.40)	1.34 (14.40)	1.88 (20.20)
	Tube outside diameter - mm (in.)	7.9 (5/16)	7.9 (5/16)	7.9 (5/16)	7.9 (5/16)
	Number of rows	1	1.37	2	2
	Fins per m (inch)	866 (22)	708 (18)	708 (18)	868 (22)
Condenser Fan	Diameter - mm (in.)	457 (18)	457 (18)	457 (18)	559 (22)
	Number of blades	4	4	4	3
	Motor output - W (hp)	125 (1/6)	250 (1/3)	250 (1/3)	250 (1/3)
	Air volume - L/s (cfm)	990 (2100)	1160 (2460)	1155 (2440)	1530 (3240)
	Rev/Min	925	925	925	950
	Motor input - W	126	237	237	237
Shipping weight - 1 package	kg (lbs.)	75 (165)	89 (196)	96 (212)	115 (254)

## ELECTRICAL DATA

General Data	Line voltage data (50 hz)	220/240V 1 phase	380/420V 3 phase with neutral	220/240V 1 phase	380/420V 3 phase with neutral	<sup>3</sup> 380/420V 3 phase	<sup>3</sup> 380/420V 3 phase
Voltage range		198 - 264V	342 - 462V	198 - 264V	342 - 462V	342 - 462V	342 - 462V
<sup>4</sup> Maximum Overcurrent Protection		30	10	40	15	20	20
Minimum Circuit Ampacity		19.4	6.9	23.5	8.9	12.3	12.3
Compressor	Rated load amps	14.7	5.1	17.3	7.2	9	10
	Locked rotor amps	82	39	114.0	48	63	75
Condenser Coil Fan Motor (1 phase)	Full load amps	1.0	0.5	1.0	0.9	0.9	0.9
	Locked rotor amps	1.9	1.0	2.1	2.1	2.1	2.1

## OPTIONAL ACCESSORIES - MUST BE ORDERED EXTRA

Crankcase Heater		90P12	90P12	90P12	90P12
Freezestat	3/8 in. tubing	93G35	93G35	93G35	93G35
	1/2 in. tubing	39H29	39H29	39H29	39H29
	5/8 in. tubing	50A93	50A93	50A93	50A93
Low Ambient Kit		24H77	24H77	24H77	24H77
Refrigerant Line Set	4.7 m (15 ft.) length	L15-41-15	---	Field Fabricate	Field Fabricate
	6 m (20 ft.) length	L15-41-20	---	Field Fabricate	Field Fabricate
	9.1 m (30 ft.) length	L15-41-30	L15-65-30	Field Fabricate	Field Fabricate
	12.2 m (40 ft.) length	L15-41-40	L15-65-40	Field Fabricate	Field Fabricate
	15.2 m (50 ft.) length	L15-41-50	L15-65-50	Field Fabricate	Field Fabricate
Unit Stand-Off Kit		94J45	94J45	94J45	94J45

NOTE - Refer to local electrical codes to determine wire, fuse and disconnect size requirements.

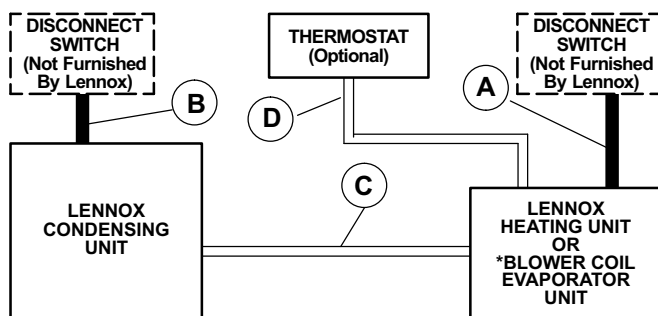
<sup>1</sup>Refrigerant charge sufficient for 4.7 m (15 feet) of connecting refrigerant lines.

<sup>2</sup>Furnished with 9.5 mm x 8 mm (3/8 inch x 5/16 inch) reducer adaptor for refrigerant line connections.

<sup>3</sup>Neutral required with optional Transformer Kit (16F34).

<sup>4</sup>HACr type circuit breaker or fuse.

## FIELD WIRING



- A — Single Phase or Three Phase with Neutral
- B — Single Phase, Three Phase with Neutral or Three Phase — See Electrical Data
- C — Two wire 24V  
Three wire 24V with optional Transformer Kit (16F34)
- D — Four Wire 24V

NOTE — Field wiring not furnished by Lennox.

All wiring must conform to local electrical codes.

\*CB/CBH17 applications without electric heat require a separate 70VA (minimum rating) transformer.

# RATINGS

Outdoor Unit Model No. Unit Size <sup>1</sup> Sound Rating Number		<sup>2</sup> Cooling Ratings							Indoor Unit Model No.	Expansion Device	
		Cooling Capacity				<sup>6</sup> EER (Btuh/ Watt)	<sup>7</sup> C.O.P. (Output/ Input)	Total Power Input kW			
		Gross		Net							
kW	Btuh	kW	Btuh								
HS29-018 1.5 Ton (74 dB)	Up-Flow Coils	5.4	18 600	5.2	17 800	1.76	2.9	10.1	C33-18A	<b>26K49</b> Order separately	
		5.2	17 800	5.0	17 100	1.55	3.2	11.1	C33-30A/B	<b>26K49</b> Order separately	
	Down-Flow Coils	5.2	17 900	5.0	17 200	1.55	3.3	11.1	CR26-21	<b>26K49</b> Order separately	
		5.9	20 000	5.6	19 000	1.66	3.4	11.5	CR26-31	<b>26K49</b> Order separately	
	Horizontal Coils	5.0	17 200	4.8	16 500	1.56	3.1	10.6	CH23-21	<b>26K49</b> Order separately	
		5.0	17 200	4.8	16 500	1.56	3.1	10.6	CH33-30A-F	<b>26K49</b> Order separately	
		5.4	18 300	5.1	17 300	1.65	3.1	10.5	CH23-31	<b>26K49</b> Order separately	
		5.4	18 300	5.1	17 300	1.65	3.1	10.5	CH33-36A/B/C-F	<b>26K49</b> Order separately	
	Blower Coils	4.2	14 300	4.0	13 700	1.54	2.6	8.9	15HXO (Horizontal)	<sup>4</sup> <b>26K49</b> Order separately	
		5.0	16 900	4.8	16 300	1.58	3.0	10.3	18HXO (Horizontal)	<sup>4</sup> <b>26K49</b> Order separately	
		5.4	18 400	5.1	17 400	1.63	3.13	10.7	CB29M-21/26 (Multi-Position)	Factory Installed TXV	
	HS29-024 2 Ton (74 dB)	Up-Flow Coils	6.7	22 900	6.4	21 900	2.18	2.9	10.1	C33-24A/B	<b>26K49</b> Order separately
Down-Flow Coils			6.5	22 100	6.2	21 100	2.23	2.8	9.5	CR26-21	<b>26K49</b> Order separately
		6.9	23 700	6.7	22 700	2.26	2.9	10.1	CR26-31	<b>26K49</b> Order separately	
		7.6	25 800	7.2	24 600	2.34	3.1	10.5	CR26-41	<b>26K49</b> Order separately	
Horizontal Coils		6.7	22 800	6.4	21 800	2.21	2.9	9.9	CH33-30A-F	<b>26K49</b> Order separately	
		6.7	22 800	6.4	21 800	2.21	2.9	9.9	CH23-31	<b>26K49</b> Order separately	
		6.9	23 600	6.6	22 400	2.34	2.8	9.6	CH33-36A/B/C-F	<b>26K49</b> Order separately	
		6.9	23 600	6.6	22 400	2.34	2.8	9.6	CH23-41	<b>26K49</b> Order separately	
Blower Coils		6.6	22 400	6.3	21 400	2.15	2.9	10.0	CB29M-21/26 (Multi-Position)	Factory Installed TXV	
		6.6	22 500	6.3	21 600	2.11	3.0	10.2	24HXO (Horizontal)	<sup>4</sup> <b>26K49</b> Order separately	
HS29-030S 2.5 Ton (72 dB)		Up-Flow Coils	7.9	27 100	7.7	26 200	2.65	2.88	9.90	C33-30A	<b>26K49</b> Order separately
			8.1	27 600	7.8	26 600	2.68	2.90	9.95	C33-36A/B/C	<b>26K49</b> Order separately
	Down-Flow Coils	8.1	27 500	7.8	26 600	2.62	2.96	10.15	CR26-31	<b>26K49</b> Order separately	
		8.1	27 500	7.8	26 600	2.59	3.00	10.3	CR26-41	<b>26K49</b> Order separately	
	Horizontal Coils	7.8	26 600	7.5	25 600	2.63	2.84	9.75	CH33-30A-F	<b>26K49</b> Order separately	
		7.8	26 600	7.5	25 600	2.63	2.84	9.75	CH23-31	<b>26K49</b> Order separately	
		8.1	27 500	7.8	26 600	2.65	2.94	10.05	CH33-36A/B/C-F	<b>26K49</b> Order separately	
		8.1	27 500	7.8	26 600	2.65	2.94	10.05	CH23-41	<b>26K49</b> Order separately	
	Blower Coils	7.5	25 500	7.3	24 800	2.52	2.88	9.85	30HXO (Horizontal)	<sup>4</sup> <b>26K49</b>	
		7.5	25 700	7.2	24 600	2.57	2.56	9.60	CB29M-21/26 (Multi-Position)	Factory Installed TXV	
		7.9	26 900	7.5	25 600	2.72	2.74	9.40	CB29M-31/41 (Multi-Position)	Factory Installed TXV	
	HS29-036S 3 Ton (72 dB)	Up-Flow Coils	9.4	32 200	8.8	30 000	3.14	2.78	9.55	C33-36A/B/C	<b>26K49</b> Order separately
9.6			32 700	9.0	30 600	3.15	2.84	9.70	C33-42B	<b>26K49</b> Order separately	
10.0			34 000	9.3	31 800	3.18	2.92	10.00	C33-48B/C	<b>26K49</b> Order separately	
Down-Flow Coils		9.4	32 100	8.9	30 400	3.04	2.92	10.00	CR26-41	<b>26K49</b> Order separately	
		9.5	32 300	8.9	30 400	3.17	2.80	9.60	CR26-51	<b>26K49</b> Order separately	
Horizontal Coils		9.5	32 500	8.9	30 400	3.17	2.80	9.60	CH33-36A/B/C-F	<b>26K49</b> Order separately	
		9.5	32 500	8.9	30 400	3.17	2.80	9.60	CH23-41	<b>26K49</b> Order separately	
		9.6	32 800	9.0	30 800	3.13	2.88	9.85	CH33-48C-F	<b>26K49</b> Order separately	
		9.6	32 800	9.0	30 800	3.13	2.88	9.85	CH23-51	<b>26K49</b> Order separately	
Blower Coils		8.9	30 300	8.3	28 400	3.17	2.80	9.60	36HXO (Horizontal)	<sup>4</sup> <b>26K49</b> Order separately	
		9.4	32 100	8.8	30 000	3.16	2.78	9.50	CB29M-31/41 (Multi-Position)	Factory Installed TXV	
		10.0	34 100	9.5	32 400	3.24	2.94	10.00	CB29M-51 (Multi-Position)	Factory Installed TXV	

<sup>1</sup> The rating test conditions are those included in Air-Conditioning and Refrigeration Institute (ARI) Standard 210/240-94 while operating at rated voltage and air volumes. Cooling Ratings: 35°C (95°F) outdoor air temperature, 26.7°C (80°F) dry bulb and 19.4°C (67°F) wet bulb entering evaporator air with 6.0 m (20 feet) of connecting refrigerant lines.

<sup>2</sup> Sound rating number rated at test conditions included in Air-Conditioning and Refrigeration Institute (ARI) Standard 270-95.

<sup>3</sup> Expansion valve kit is optional and must be ordered extra, unless shown as factory installed.

<sup>4</sup> All HXO blower coil units require Flare Adaptor Kit LB-86210 (58J97) for proper match-up of expansion valve to unit.

<sup>5</sup> Net Cooling Capacity = Gross Cooling Capacity - Heat added by indoor blower motor (365W per 1000 cfm (0.47 m<sup>3</sup>/s or 3.413 Btu/W on blower coils)

<sup>6</sup> C.O.P. = Coefficient of Performance

<sup>7</sup> EER = Energy Efficiency Ratio

## RATINGS

Outdoor Unit Model No. Unit Size <sup>1</sup> Sound Rating Number	<sup>2</sup> Cooling Ratings								Indoor Unit Model No.	Expansion Device	
	Cooling Capacity				<sup>6</sup> EER (Btuh/ Watt)	<sup>7</sup> C.O.P. (Output/ Input)	Total Power Input kW				
	Gross		Net								
	kW	Btuh	kW	Btuh							
HS29-048S 4 Ton (76 dB)	Up-Flow Coils	12.5	42 500	11.9	40 500	3.99	2.96	10.15	C33-48B/C	26K35 Order separately	
		12.6	43 100	12.0	41000	4.00	3.00	10.25	C33-60D	26K35 Order separately	
	Down-Flow Coils	12.2	41 500	11.6	39 500	3.99	2.90	9.90	CR26-51	26K35 Order separately	
		12.4	42 300	11.9	40 500	3.97	2.98	10.20	CR26-65	26K35 Order separately	
	Horizontal Coils	12.3	42 000	11.7	40 000	4.00	2.92	10.00	CH33-44B-F	26K35 Order separately	
		12.3	42 000	11.7	40 000	4.00	2.92	10.00	CH23-51	26K35 Order separately	
		12.5	42 500	11.9	40 500	4.01	2.96	10.10	CH33-50C-F	26K35 Order separately	
		12.5	42 500	11.9	40 500	4.01	2.96	10.10	CH23-65	26K35 Order separately	
		12.9	44 000	12.3	42 000	4.06	3.02	10.35	CH33-62D-F	26K35 Order separately	
		12.9	44 000	12.3	42 000	4.06	3.02	10.35	CH23-68	26K35 Order separately	
	Blower Coils	11.6	39 500	11.0	37 600	4.06	2.70	9.30	CB29M-31/41 (Multi-Position)	Factory Installed TXV	
		12.4	42 500	12.2	41 500	4.06	2.88	9.85	CB29M-51 (Multi-Position)	Factory Installed TXV	
	HS29-062S 5 Ton (76 dB)	Down-Flow Coils	14.1	48 000	13.5	45 900	4.94	2.70	9.30	CR26-51	26K35 Order separately
			15.2	52 000	14.5	49 500	5.16	2.80	9.60	CR26-65	26K35 Order separately
Horizontal Coils		15.3	52 200	14.6	49 700	5.18	2.80	9.60	CH23-65	26K35 Order separately	
		15.6	53 400	15.0	51 200	5.12	2.90	10.00	CH23-68	26K35 Order separately	
Blower Coils		15.3	52 100	14.6	49 800	5.14	2.80	9.70	CB29M-51 (Multi-Position)	Factory Installed TXV	
		15.3	52 100	14.7	50 100	5.01	2.90	10.00	CB29M-65 (Multi-Position)	Factory Installed TXV	
		16.5	56 300	15.8	53 800	5.28	3.00	10.2	CB17-95 (Up-Flow)	Factory Installed TXV	
		16.5	56 300	15.8	53 800	5.28	3.00	10.2	CBH17-95 (Horizontal)	Factory Installed TXV	
HS29-065S 5 Ton (76 dB)	Up-Flow Coils	16.4	56 000	15.8	54 000	5.18	3.05	10.4	C33-50C	26K35 Order separately	
		17.3	59 200	16.6	56 700	5.37	3.1	10.5	C33-60D	26K35 Order separately	
	Down-Flow Coils	15.6	53 200	15.0	51 100	5.16	2.9	9.8	CR26-51	26K35 Order separately	
		16.6	56 800	15.9	54 300	5.34	3.0	10.1	CR26-65	26K35 Order separately	
	Horizontal Coils	16.8	57 400	16.1	54 900	5.35	3.0	10.2	CH33-50C-F	26K35 Order separately	
		16.8	57 400	16.1	54 900	5.35	3.0	10.2	CH33-60D-F	26K35 Order separately	
		16.8	57 400	16.1	54 900	5.35	3.0	10.2	CH23-65	26K35 Order separately	
		17.1	58 500	16.5	56 200	5.30	3.1	10.6	CH33-62D-F	26K35 Order separately	
		17.1	58 500	16.5	56 200	5.30	3.1	10.6	CH23-68	26K35 Order separately	
	Blower Coils	16.4	56 100	15.6	53 400	5.37	2.9	9.9	CB29M-51 (Multi-Position)	Factory Installed TXV	
		17.1	58 300	15.7	53 700	5.98	2.6	8.9	CB29M-65 (Multi-Position)	Factory Installed TXV	
		17.8	60 700	17.2	58 700	5.24	3.3	11.2	CB17-95/CBH17-95	Factory Installed TXV	

<sup>1</sup>The rating test conditions are those included in Air-Conditioning and Refrigeration Institute (ARI) Standard 210/240-94 while operating at rated voltage and air volumes.  
Cooling Ratings: 35°C (95°F) outdoor air temperature, 26.7°C (80°F) dry bulb and 19.4°C (67°F) wet bulb entering evaporator air with 6.0 m (20 feet) of connecting refrigerant lines.

<sup>2</sup>Sound rating number rated at test conditions included in Air-Conditioning and Refrigeration Institute (ARI) Standard 270-95.

<sup>3</sup>Expansion valve kit is optional and must be ordered extra, unless shown as factory installed.

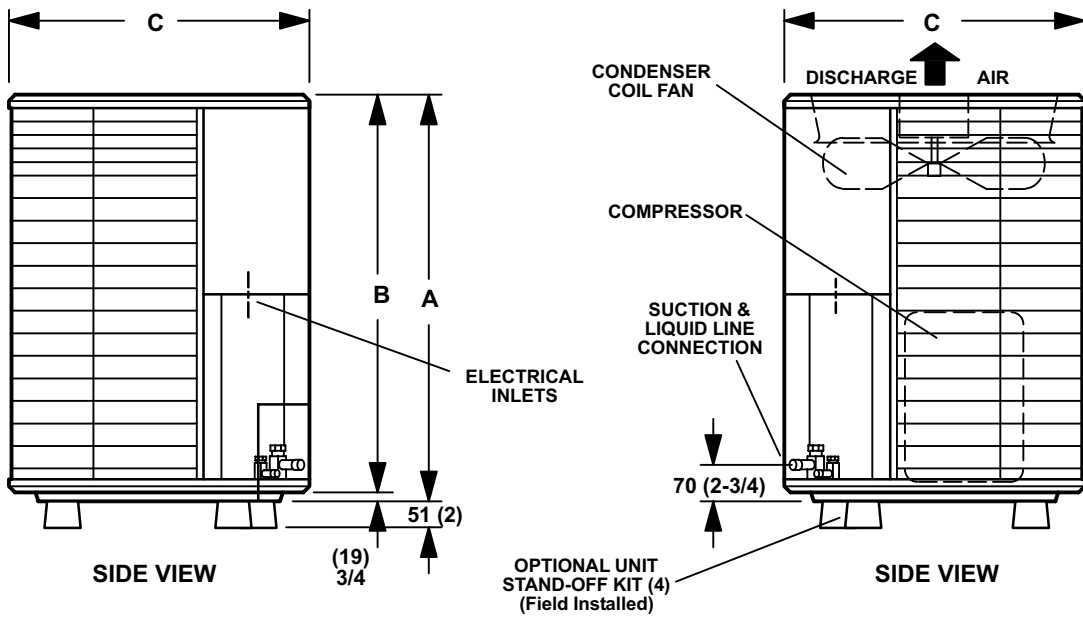
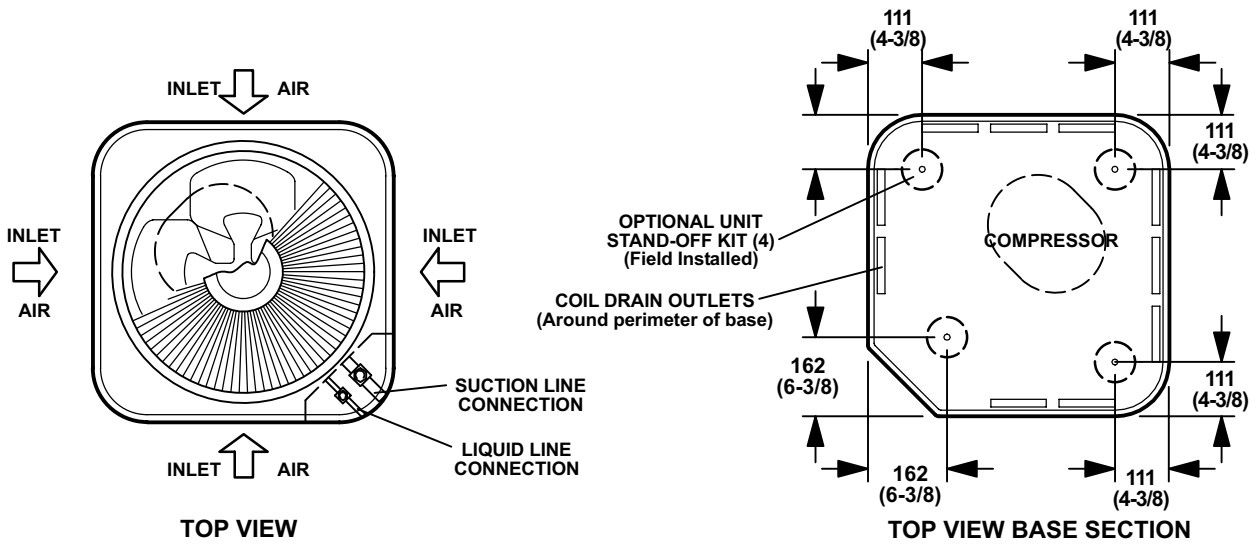
<sup>4</sup>All HXO blower coil units require Flare Adaptor Kit LB-86210 (58J97) for proper match-up of expansion valve to unit.

<sup>5</sup>Net Cooling Capacity = Gross Cooling Capacity - Heat added by indoor blower motor (365W per 1000 cfm (0.47 m<sup>3</sup>/s or 3.413 Btu/W on blower coils)

<sup>6</sup>C.O.P. = Coefficient of Performance

<sup>7</sup>EER = Energy Efficiency Ratio

# DIMENSIONS - MM (INCHES)



Model Number	A		B		C	
	mm	in.	mm	in.	mm	in.
HS29-018, HS29-024	635	25	616	24-1/4	616	24-1/4
HS29-030S	737	29	718	28-1/4	616	24-1/4
HS29-036S, HS29-048S HS29-062S	838	33	819	32-1/4	616	24-1/4
HS29-065S	946	37-1/4	927	36-1/2	718	28-1/4

# RATINGS - 50HZ

NOTE For Temperatures and Capacities not shown, see bulletin — Cooling Unit Rating Table Correction Factor Data in Miscellaneous Engineering Data Section. All values are gross capacities and do not include evaporator coil blower motor heat deduction.

## HS29-018 — C33-18A COOLING CAPACITY

Entering Wet Bulb Temperature	Total Air Volume		Outdoor Air Temperature Entering Outdoor Coil																							
			29°C (85°F)						35°C (95°F)						41°C (105°F)						46°C (115°F)					
			Total Cooling Capacity		Comp Motor kW Input	Sensible To Total Ratio (S/T)			Total Cooling Capacity		Comp Motor kW Input	Sensible To Total Ratio (S/T)			Total Cooling Capacity		Comp Motor kW Input	Sensible To Total Ratio (S/T)			Total Cooling Capacity		Comp Motor kW Input	Sensible To Total Ratio (S/T)		
			kW	kBtu/h		Dry Bulb			kW	kBtu/h		Dry Bulb			kW	kBtu/h		Dry Bulb			kW	kBtu/h		Dry Bulb		
m³/s	cfm	24°C 75°F	27°C 80°F	29°C 85°F	24°C 75°F	27°C 80°F	29°C 85°F	24°C 75°F	27°C 80°F	29°C 85°F	24°C 75°F	27°C 80°F	29°C 85°F	24°C 75°F	27°C 80°F	29°C 85°F	24°C 75°F	27°C 80°F	29°C 85°F	24°C 75°F	27°C 80°F	29°C 85°F				
17°C (63°F)	.23	500	5.2	17.9	1.23	.76	.91	1.00	5.0	17.0	1.34	.78	.93	1.00	4.7	16.1	1.44	.80	.95	1.00	4.5	15.2	1.54	.82	.97	1.00
	.28	600	5.4	18.5	1.25	.81	.96	1.00	5.2	17.6	1.35	.83	.98	1.00	4.9	16.7	1.46	.85	.99	1.00	4.7	15.9	1.57	.87	1.00	1.00
	.33	700	5.6	19.0	1.26	.85	.99	1.00	5.3	18.2	1.37	.88	1.00	5.1	17.3	1.48	.89	1.00	1.00	4.8	16.5	1.59	.92	1.00	1.00	
19°C (67°F)	.23	500	5.6	19.1	1.26	.59	.73	.87	5.3	18.1	1.37	.60	.75	.89	5.0	17.1	1.47	.61	.77	.92	4.7	16.2	1.58	.62	.79	.94
	.28	600	5.7	19.6	1.27	.61	.78	.92	5.5	18.6	1.38	.63	.80	.95	5.2	17.6	1.49	.64	.82	.97	4.8	16.5	1.59	.65	.85	.99
	.33	700	5.8	19.9	1.27	.64	.82	.97	5.5	18.9	1.38	.66	.85	.98	5.2	17.9	1.49	.67	.87	.99	5.0	16.9	1.60	.69	.90	1.00
22°C (71°F)	.23	500	6.0	20.5	1.28	.43	.57	.70	5.7	19.5	1.40	.44	.58	.72	5.4	18.4	1.51	.44	.59	.74	5.1	17.4	1.62	.44	.60	.76
	.28	600	6.2	21.0	1.29	.44	.60	.75	5.8	19.9	1.40	.45	.61	.77	5.5	18.8	1.52	.45	.63	.80	5.2	17.7	1.63	.46	.64	.83
	.33	700	6.2	21.3	1.29	.46	.63	.80	5.9	20.2	1.41	.46	.64	.82	5.6	19.1	1.53	.47	.66	.85	5.3	18.0	1.64	.47	.68	.88

## HS29-018 - C33-30A/B

Entering Wet Bulb Temperature	Total Air Volume		Outdoor Temperature																							
			29°C (85°F)						35°C (95°F)						41°C (105°F)						46°C (115°F)					
			Total Cooling Capacity		Compressor Motor	Sensible To Total Ratio (S/T)			Total Cooling Capacity		Compressor Motor	Sensible To Total Ratio (S/T)			Total Cooling Capacity		Compressor Motor	Sensible To Total Ratio (S/T)			Total Cooling Capacity		Compressor Motor	Sensible To Total Ratio (S/T)		
			kW	Btu/h		Dry Bulb			kW	Btu/h		Dry Bulb			kW	Btu/h		Dry Bulb			kW	Btu/h		Dry Bulb		
m³/s	cfm	24°C 75°F	27°C 80°F	29°C 85°F	24°C 75°F	27°C 80°F	29°C 85°F	24°C 75°F	27°C 80°F	29°C 85°F	24°C 75°F	27°C 80°F	29°C 85°F	24°C 75°F	27°C 80°F	29°C 85°F	24°C 75°F	27°C 80°F	29°C 85°F	24°C 75°F	27°C 80°F	29°C 85°F				
17.2°C (63°F)	.24	500	5.0	17 100	1.08	.72	.87	1.00	4.7	16 200	1.17	.74	.90	1.00	4.5	15 300	1.26	.76	.93	1.00	4.2	14 400	1.35	.79	.96	1.00
	.28	600	5.2	17 700	1.09	.77	.94	1.00	4.9	16 800	1.18	.79	.96	1.00	4.7	15 900	1.28	.82	.99	1.00	4.4	15 000	1.37	.85	1.00	1.00
	.33	700	5.3	18 200	1.09	.81	.98	1.00	5.1	17 300	1.19	.84	1.00	1.00	4.8	16 500	1.29	.87	1.00	1.00	4.6	15 600	1.39	.90	1.00	1.00
19.4°C (67°F)	.24	500	5.4	18 300	1.10	.56	.70	.84	5.1	17 300	1.19	.57	.71	.86	4.8	16 400	1.29	.58	.73	.89	4.5	15 400	1.38	.60	.76	.92
	.28	600	5.5	18 800	1.10	.59	.74	.90	5.2	17 800	1.20	.60	.76	.93	4.9	16 800	1.30	.61	.79	.96	4.6	15 700	1.39	.63	.82	.98
	.33	700	5.6	19 200	1.11	.61	.79	.95	5.3	18 100	1.21	.63	.81	.98	5.0	17 100	1.31	.64	.84	1.00	4.7	16 100	1.40	.66	.87	1.00
21.7°C (71°F)	.24	500	5.7	19 600	1.12	.42	.54	.67	5.5	18 600	1.22	.42	.55	.69	5.2	17 600	1.32	.42	.57	.71	4.8	16 500	1.42	.43	.58	.73
	.28	600	5.9	20 100	1.12	.43	.57	.72	5.6	19 100	1.23	.43	.58	.74	5.3	18 000	1.33	.44	.60	.76	5.0	16 900	1.43	.44	.62	.79
	.33	700	6.0	20 500	1.13	.44	.60	.76	5.7	19 400	1.23	.44	.61	.79	5.4	18 300	1.34	.45	.63	.82	5.0	17 200	1.44	.46	.65	.85

## HS29-018 — CR26-21

Entering Wet Bulb Temperature	Total Air Volume		Outdoor Temperature																							
			29°C (85°F)						35°C (95°F)						41°C (105°F)						46°C (115°F)					
			Total Cooling Capacity		Compressor Motor	Sensible To Total Ratio (S/T)			Total Cooling Capacity		Compressor Motor	Sensible To Total Ratio (S/T)			Total Cooling Capacity		Compressor Motor	Sensible To Total Ratio (S/T)			Total Cooling Capacity		Compressor Motor	Sensible To Total Ratio (S/T)		
			kW	Btu/h		Dry Bulb			kW	Btu/h		Dry Bulb			kW	Btu/h		Dry Bulb			kW	Btu/h		Dry Bulb		
m³/s	cfm	24°C 75°F	27°C 80°F	29°C 85°F	24°C 75°F	27°C 80°F	29°C 85°F	24°C 75°F	27°C 80°F	29°C 85°F	24°C 75°F	27°C 80°F	29°C 85°F	24°C 75°F	27°C 80°F	29°C 85°F	24°C 75°F	27°C 80°F	29°C 85°F	24°C 75°F	27°C 80°F	29°C 85°F				
17.2°C (63°F)	.24	500	5.1	17 300	1.08	.73	.88	1.00	4.8	16 300	1.17	.74	.90	1.00	4.5	15 400	1.26	.76	.93	1.00	4.2	14 500	1.35	.79	.96	1.00
	.28	600	5.2	17 800	1.09	.77	.94	1.00	5.0	16 900	1.18	.79	.97	1.00	4.7	16 000	1.28	.82	.99	1.00	4.4	15 100	1.37	.85	1.00	1.00
	.33	700	5.4	18 400	1.10	.82	.99	1.00	5.1	17 500	1.20	.84	1.00	1.00	4.9	16 600	1.30	.87	1.00	1.00	4.6	15 700	1.39	.91	1.00	1.00
19.4°C (67°F)	.24	500	5.4	18 400	1.10	.56	.70	.84	5.1	17 400	1.20	.57	.72	.87	4.8	16 400	1.29	.58	.74	.89	4.5	15 400	1.38	.60	.76	.93
	.28	600	5.5	18 900	1.10	.59	.75	.90	5.2	17 900	1.20	.60	.77	.93	5.0	16 900	1.30	.62	.79	.96	4.6	15 800	1.40	.63	.82	.99
	.33	700	5.7	19 300	1.11	.62	.79	.96	5.4	18 300	1.21	.63	.82	.98	5.0	17 200	1.31	.65	.85	1.00	4.7	16 200	1.41	.67	.88	1.00
21.7°C (71°F)	.24	500	5.8	19 700	1.12	.42	.55	.67	5.5	18 700	1.22	.42	.56	.69	5.2	17 700	1.32	.42	.57	.71	4.9	16 600	1.42	.43	.58	.73
	.28	600	5.9	20 200	1.12	.43	.57	.72	5.6	19 200	1.23	.43	.59	.74	5.3	18 100	1.33	.44	.60	.76	5.0	17 000	1.43	.44	.62	.79
	.33	700	6.0	20 600	1.13	.44	.60	.77	5.7	19 500	1.23	.44	.62	.79	5.4	18 400	1.34	.45	.64	.82	5.0	17 200	1.44	.46	.66	.85

## HS29-018 — CR26-31

Entering Wet Bulb Temperature	Total Air Volume		Outdoor Temperature																							
			29°C (85°F)						35°C (95°F)						41°C (105°F)						46°C (115°F)					
			Total Cooling Capacity		Compressor Motor	Sensible To Total Ratio (S/T)			Total Cooling Capacity		Compressor Motor	Sensible To Total Ratio (S/T)			Total Cooling Capacity		Compressor Motor	Sensible To Total Ratio (S/T)			Total Cooling Capacity		Compressor Motor	Sensible To Total Ratio (S/T)		
			kW	Btu/h		Dry Bulb			kW	Btu/h		Dry Bulb			kW	Btu/h		Dry Bulb			kW	Btu/h		Dry Bulb		
m³/s	cfm	24°C 75°F	27°C 80°F	29°C 85°F	24°C 75°F	27°C 80°F	29°C 85°F	24°C 75°F	27°C 80°F	29°C 85°F	24°C 75°F	27°C 80°F	29°C 85°F	24°C 75°F	27°C 80°F	29°C 85°F	24°C 75°F	27°C 80°F	29°C 85°F	24°C 75°F	27°C 80°F	29°C 85°F				
17.2°C (63°F)	.31	650	5.7	19 400	1.11	.79	.96	1.00	5.4	18 300	1.21	.81	.99	1.00	5.1	17 400	1.32	.83	1.00	1.00	4.8	16 400	1.42	.87	1.00	1.00
	.38	800	5.9	20 300	1.12	.85	1.00	1.00	5.7	19 400	1.23	.88	1.00	1.00	5.4	18 400	1.34	.92	1.00	1.00	5.1	17 300	1.44	.96	1.00	1.00
	.45	950	6.2	21 200	1.13	.92	1.00	1.00	5.9	20 100	1.24	.96	1.00	1.00	5.6	19 100	1.35	.99	1.00	1.00	5.3	18 000	1.46	1.00	1.00	1.00
19.4°C (67°F)	.31	650	6.0	20 600	1.13	.60	.76	.93	5.7	19 400	1.23	.61	.78	.96	5.4	18 300	1.34	.63	.81	.99	5.0	17 100	1.44	.65	.84	1.00
	.38	800	6.2	21 200	1.13	.64	.83	1.00	5.9	20 000	1.24	.66	.85	1.00	5.5	18 800	1.35	.68	.89	1.00	5.2	17 600	1.45	.70	.93	1.00
	.45	950	6.3	21 600	1.14	.68	.90	1.00	6.0	20 400	1.25	.70	.93	1.00	5.6	19 200	1.36	.72	.97	1.00	5.3	18 100	1.46	.75	1.00	1.00
21.7°C (71°F)	.31	650	6.5	22 100	1.14	.43	.58	.74	6.1	20 900	1.26	.44	.60	.76	5.7	19 600	1.36	.44	.61	.78	5.4	18 400	1.47	.45	.63	.81
	.38	800	6.6	22 600	1.15	.45	.63	.80	6.2	21 300	1.26	.45	.65	.83	5.9	20 000	1.37	.46	.67	.86	5.5	18 800	1.48	.47	.69	.90
	.45	950	6.7	23 000	1.15	.46	.67	.87	6.4	21 700	1.27	.47	.69	.91	6.0	20 400	1.38									

# RATINGS - 50HZ

NOTE For Temperatures and Capacities not shown, see bulletin — Cooling Unit Rating Table Correction Factor Data in Miscellaneous Engineering Data Section. All values are gross capacities and do not include evaporator coil blower motor heat deduction.

## HS29-018 — CH23-21 - CH33-30A-F

Entering Wet Bulb Temperature	Total Air Volume		Outdoor Temperature																							
			29°C (85°F)					35°C (95°F)					41°C (105°F)					46°C (115°F)								
			Total Cooling Capacity		Compressor Motor	Sensible To Total Ratio (S/T)			Total Cooling Capacity		Compressor Motor	Sensible To Total Ratio (S/T)			Total Cooling Capacity		Compressor Motor	Sensible To Total Ratio (S/T)			Total Cooling Capacity		Compressor Motor	Sensible To Total Ratio (S/T)		
						Dry Bulb						Dry Bulb						Dry Bulb						Dry Bulb		
m <sup>3</sup> /s	cfm	kW	Btuh	kW	24°C 75°F	27°C 80°F	29°C 85°F	kW	Btuh	kW	24°C 75°F	27°C 80°F	29°C 85°F	kW	Btuh	kW	24°C 75°F	27°C 80°F	29°C 85°F	kW	Btuh	kW	24°C 75°F	27°C 80°F	29°C 85°F	
17.2°C (63°F)	.24	500	4.9	16 600	1.08	.72	.87	1.00	4.6	15 700	1.17	.74	.90	1.00	4.3	14 800	1.27	.76	.93	1.00	4.1	13 900	1.35	.79	.96	1.00
	.28	600	5.0	17 100	1.09	.77	.94	1.00	4.7	16 200	1.19	.79	.96	1.00	4.5	15 400	1.28	.82	.99	1.00	4.2	14 500	1.38	.85	1.00	1.00
	.33	700	5.2	17 600	1.10	.81	.98	1.00	4.9	16 800	1.20	.84	1.00	1.00	4.7	16 000	1.30	.87	1.00	1.00	4.4	15 100	1.40	.90	1.00	1.00
19.4°C (67°F)	.24	500	5.2	17 700	1.10	.56	.70	.84	4.9	16 800	1.20	.57	.71	.86	4.6	15 800	1.29	.58	.73	.89	4.3	14 800	1.39	.60	.76	.92
	.28	600	5.3	18 200	1.11	.59	.74	.90	5.0	17 200	1.21	.60	.76	.93	4.7	16 200	1.30	.61	.79	.96	4.5	15 200	1.40	.63	.82	.99
	.33	700	5.5	18 600	1.11	.61	.79	.96	5.2	17 600	1.21	.63	.81	.98	4.9	16 600	1.31	.64	.84	1.00	4.5	15 500	1.41	.66	.88	1.00
21.7°C (71°F)	.24	500	5.6	19 000	1.12	.42	.54	.67	5.3	18 000	1.22	.42	.55	.69	5.0	17 000	1.32	.42	.57	.71	4.7	16 000	1.42	.43	.58	.73
	.28	600	5.7	19 500	1.12	.43	.57	.72	5.4	18 500	1.23	.43	.58	.74	5.1	17 400	1.33	.44	.60	.76	4.8	16 300	1.44	.44	.62	.79
	.33	700	5.8	19 900	1.13	.44	.60	.76	5.5	18 800	1.24	.44	.62	.79	5.2	17 700	1.34	.45	.63	.82	4.9	16 600	1.44	.46	.65	.85

## HS29-018 — CH23-31 - CH33-36A/B/C-F

Entering Wet Bulb Temperature	Total Air Volume		Outdoor Temperature																							
			29°C (85°F)					35°C (95°F)					41°C (105°F)					46°C (115°F)								
			Total Cooling Capacity		Compressor Motor	Sensible To Total Ratio (S/T)			Total Cooling Capacity		Compressor Motor	Sensible To Total Ratio (S/T)			Total Cooling Capacity		Compressor Motor	Sensible To Total Ratio (S/T)			Total Cooling Capacity		Compressor Motor	Sensible To Total Ratio (S/T)		
						Dry Bulb						Dry Bulb						Dry Bulb						Dry Bulb		
m <sup>3</sup> /s	cfm	kW	Btuh	kW	24°C 75°F	27°C 80°F	29°C 85°F	kW	Btuh	kW	24°C 75°F	27°C 80°F	29°C 85°F	kW	Btuh	kW	24°C 75°F	27°C 80°F	29°C 85°F	kW	Btuh	kW	24°C 75°F	27°C 80°F	29°C 85°F	
17.2°C (63°F)	.31	650	5.2	17 800	1.10	.79	.96	1.00	5.0	16 900	1.20	.81	.99	1.00	4.7	16 000	1.30	.83	1.00	1.00	4.4	15 100	1.40	.86	1.00	1.00
	.38	800	5.5	18 600	1.11	.85	1.00	1.00	5.2	17 700	1.22	.88	1.00	1.00	4.9	16 800	1.32	.91	1.00	1.00	4.7	15 900	1.42	.95	1.00	1.00
	.45	950	5.7	19 400	1.12	.92	1.00	1.00	5.4	18 400	1.23	.95	1.00	1.00	5.1	17 500	1.34	.98	1.00	1.00	4.8	16 500	1.44	1.00	1.00	1.00
19.4°C (67°F)	.31	650	5.5	18 800	1.12	.60	.76	.92	5.2	17 800	1.22	.61	.78	.95	4.9	16 800	1.32	.63	.81	.98	4.6	15 700	1.42	.65	.84	1.00
	.38	800	5.7	19 400	1.12	.64	.83	.99	5.4	18 300	1.23	.66	.85	1.00	5.0	17 200	1.33	.68	.89	1.00	4.7	16 100	1.43	.70	.92	1.00
	.45	950	5.8	19 700	1.13	.68	.89	1.00	5.5	18 700	1.23	.70	.92	1.00	5.2	17 600	1.34	.72	.96	1.00	4.9	16 600	1.44	.75	.99	1.00
21.7°C (71°F)	.31	650	5.9	20 200	1.13	.43	.58	.74	5.6	19 100	1.24	.44	.60	.76	5.3	18 000	1.35	.44	.61	.78	4.9	16 800	1.45	.45	.63	.81
	.38	800	6.0	20 600	1.14	.45	.63	.80	5.7	19 500	1.25	.45	.65	.83	5.4	18 300	1.36	.46	.67	.86	5.0	17 200	1.46	.47	.69	.90
	.45	950	6.2	21 000	1.14	.46	.67	.87	5.8	19 800	1.25	.47	.69	.90	5.5	18 600	1.36	.48	.72	.94	5.1	17 400	1.47	.49	.74	.97

## HS29-018 — 15HXO

Entering Wet Bulb Temperature	Total Air Volume		Outdoor Temperature																							
			29°C (85°F)					35°C (95°F)					41°C (105°F)					46°C (115°F)								
			Total Cooling Capacity		Compressor Motor	Sensible To Total Ratio (S/T)			Total Cooling Capacity		Compressor Motor	Sensible To Total Ratio (S/T)			Total Cooling Capacity		Compressor Motor	Sensible To Total Ratio (S/T)			Total Cooling Capacity		Compressor Motor	Sensible To Total Ratio (S/T)		
						Dry Bulb						Dry Bulb						Dry Bulb						Dry Bulb		
m <sup>3</sup> /s	cfm	kW	Btuh	kW	24°C 75°F	27°C 80°F	29°C 85°F	kW	Btuh	kW	24°C 75°F	27°C 80°F	29°C 85°F	kW	Btuh	kW	24°C 75°F	27°C 80°F	29°C 85°F	kW	Btuh	kW	24°C 75°F	27°C 80°F	29°C 85°F	
17.2°C (63°F)	.17	350	3.9	13 300	1.11	.66	.78	.90	3.7	12 600	1.20	.67	.80	.92	3.5	11 900	1.29	.69	.82	.95	3.3	11 200	1.38	.70	.85	.98
	.21	450	4.1	14 100	1.13	.70	.85	.98	3.9	13 300	1.22	.72	.87	.99	3.7	12 600	1.32	.74	.90	1.00	3.5	11 800	1.41	.76	.93	1.00
	.26	550	4.3	14 600	1.14	.75	.91	1.00	4.0	13 800	1.24	.77	.94	1.00	3.8	13 100	1.34	.80	.97	1.00	3.6	12 300	1.43	.82	.99	1.00
19.4°C (67°F)	.17	350	4.2	14 400	1.13	.53	.63	.74	4.0	13 600	1.23	.53	.64	.76	3.8	12 900	1.33	.54	.66	.78	3.5	12 100	1.42	.55	.67	.81
	.21	450	4.4	15 100	1.15	.55	.68	.81	4.2	14 300	1.25	.56	.69	.83	4.0	13 500	1.35	.57	.71	.86	3.7	12 600	1.45	.58	.73	.89
	.26	550	4.5	15 500	1.16	.58	.72	.88	4.3	14 700	1.26	.59	.75	.90	4.1	13 900	1.36	.60	.77	.93	3.8	13 000	1.46	.61	.80	.96
21.7°C (71°F)	.17	350	4.5	15 400	1.15	.41	.51	.60	4.3	14 700	1.26	.41	.51	.62	4.1	13 900	1.36	.41	.52	.63	3.8	13 100	1.46	.41	.53	.64
	.21	450	4.7	16 200	1.17	.41	.53	.65	4.5	15 400	1.28	.42	.54	.67	4.2	14 500	1.38	.42	.55	.68	4.0	13 600	1.49	.42	.56	.71
	.26	550	4.9	16 700	1.18	.42	.56	.70	4.6	15 800	1.29	.43	.57	.72	4.4	14 900	1.39	.43	.58	.74	4.1	14 000	1.50	.44	.60	.77

## HS29-018 — 18HXO

Entering Wet Bulb Temperature	Total Air Volume		Outdoor Temperature																							
			29°C (85°F)					35°C (95°F)					41°C (105°F)					46°C (115°F)								
			Total Cooling Capacity		Compressor Motor	Sensible To Total Ratio (S/T)			Total Cooling Capacity		Compressor Motor	Sensible To Total Ratio (S/T)			Total Cooling Capacity		Compressor Motor	Sensible To Total Ratio (S/T)			Total Cooling Capacity		Compressor Motor	Sensible To Total Ratio (S/T)		
						Dry Bulb						Dry Bulb						Dry Bulb						Dry Bulb		
m <sup>3</sup> /s	cfm	kW	Btuh	kW	24°C 75°F	27°C 80°F	29°C 85°F	kW	Btuh	kW	24°C 75°F	27°C 80°F	29°C 85°F	kW	Btuh	kW	24°C 75°F	27°C 80°F	29°C 85°F	kW	Btuh	kW	24°C 75°F	27°C 80°F	29°C 85°F	
17.2°C (63°F)	.19	400	4.7	15 900	1.13	.68	.81	.94	4.4	15 100	1.23	.69	.83	.96	4.2	14 200	1.32	.71	.86	.99	3.9	13 400	1.41	.73	.88	1.00
	.24	500	4.9	16 700	1.14	.72	.88	1.00	4.6	15 800	1.24	.74	.90	1.00	4.4	14 900	1.34	.76	.93	1.00	4.1	14 000	1.44	.79	.96	1.00
	.28	600	5.0	17 200	1.15	.77	.94	1.00	4.8	16 300	1.26	.80	.97	1.00	4.5	15 500	1.36	.82	.99	1.00	4.3	14 600	1.46	.85	1.00	1.00
19.4°C (67°F)	.19	400	5.0	17 100	1.15	.54	.65	.77	4.7	16 200	1.25	.54	.66	.79	4.5	15 300	1.35	.55	.68	.81	4.2	14 400	1.45	.56	.70	.84
	.24	500	5.2	17 800	1.16	.56	.70	.84	5.0	16 900	1.27	.57	.71	.86	4.7	15 900	1.37	.58	.74	.89	4.4	14 900	1.47	.60	.76	.93
	.28	600	5.4	18 400	1.17	.59	.74	.90	5.1	17 300	1.28	.60	.77	.93	4.8	16 300	1.38	.61	.79	.96	4.5	15 300	1.48	.63	.82	.99
21.7°C (71°F)	.19	400	5.4	18 400	1.17	.41	.52	.62	5.1	17 500	1.28	.41	.52	.64	4.8	16 500	1.39	.41	.53	.65	4.5	15 500	1.49	.42	.54	.67
	.24	500	5.6	19 200	1.18	.42	.54	.67	5.3	18 200	1.29	.42	.55	.69	5.0	17 100	1.40	.42	.57	.71	4.7	16 100	1.51	.43	.58	.73
	.28	600	5.8	19 700	1.19	.43	.57	.72	5.5	18 600	1.30	.43	.58	.74	5.1	17 500	1.41	.44	.60	.77	4.8	16 400	1.52	.44	.62	.80

# RATINGS - 50HZ

NOTE For Temperatures and Capacities not shown, see bulletin — Cooling Unit Rating Table Correction Factor Data in Miscellaneous Engineering Data Section. All values are gross capacities and do not include evaporator coil blower motor heat deduction.

## HS29-018 — CB29M-21/26

Entering Wet Bulb Temperature	Total Air Volume		Outdoor Temperature																							
			29°C (85°F)						35°C (95°F)						41°C (105°F)						46°C (115°F)					
			Total Cooling Capacity		Compressor Motor	Sensible To Total Ratio (S/T)			Total Cooling Capacity		Compressor Motor	Sensible To Total Ratio (S/T)			Total Cooling Capacity		Compressor Motor	Sensible To Total Ratio (S/T)			Total Cooling Capacity		Compressor Motor	Sensible To Total Ratio (S/T)		
						Dry Bulb						Dry Bulb						Dry Bulb						Dry Bulb		
m <sup>3</sup> /s	cfm	kW	Btuh	kW	24°C/75°F	27°C/80°F	29°C/85°F	kW	Btuh	kW	24°C/75°F	27°C/80°F	29°C/85°F	kW	Btuh	kW	24°C/75°F	27°C/80°F	29°C/85°F	kW	Btuh	kW	24°C/75°F	27°C/80°F	29°C/85°F	
17.2°C (63°F)	.31	650	5.2	17 900	1.09	.81	.96	1.00	5.0	17 000	1.19	.83	.98	1.00	4.7	16 100	1.28	.85	1.00	1.00	4.5	15 300	1.38	.88	1.00	1.00
	.38	800	5.5	18 700	1.10	.87	1.00	1.00	5.2	17 800	1.20	.89	1.00	1.00	5.0	16 900	1.30	.92	1.00	1.00	4.7	16 100	1.40	.95	1.00	1.00
	.45	950	5.7	19 400	1.11	.92	1.00	1.00	5.4	18 500	1.22	.95	1.00	1.00	5.2	17 600	1.32	.97	1.00	1.00	4.9	16 600	1.42	.99	1.00	1.00
19.4°C (67°F)	.31	650	5.5	18 900	1.11	.61	.78	.93	5.3	18 000	1.21	.63	.80	.95	5.0	16 900	1.30	.64	.83	.98	4.7	15 900	1.40	.66	.86	1.00
	.38	800	5.7	19 400	1.11	.65	.85	.99	5.4	18 400	1.21	.67	.87	1.00	5.1	17 400	1.31	.69	.90	1.00	4.8	16 300	1.41	.71	.93	1.00
	.45	950	5.8	19 800	1.12	.69	.90	1.00	5.5	18 800	1.22	.71	.93	1.00	5.2	17 700	1.32	.74	.95	1.00	4.9	16 700	1.42	.76	.98	1.00
21.7°C (71°F)	.31	650	5.9	20 300	1.13	.44	.60	.76	5.6	19 200	1.23	.45	.61	.78	5.3	18 200	1.33	.45	.63	.80	5.0	17 000	1.43	.46	.65	.83
	.38	800	6.1	20 700	1.13	.46	.64	.82	5.7	19 600	1.24	.47	.66	.85	5.4	18 500	1.34	.47	.68	.87	5.1	17 400	1.44	.48	.70	.90
	.45	950	6.2	21 100	1.13	.48	.69	.88	5.8	19 900	1.24	.48	.71	.91	5.5	18 800	1.35	.49	.73	.94	5.2	17 600	1.45	.50	.75	.96

## HS29-024 — C33-24A/B

Entering Wet Bulb Temperature	Total Air Volume		Outdoor Temperature																							
			29°C (85°F)						35°C (95°F)						41°C (105°F)						46°C (115°F)					
			Total Cooling Capacity		Compressor Motor	Sensible To Total Ratio (S/T)			Total Cooling Capacity		Compressor Motor	Sensible To Total Ratio (S/T)			Total Cooling Capacity		Compressor Motor	Sensible To Total Ratio (S/T)			Total Cooling Capacity		Compressor Motor	Sensible To Total Ratio (S/T)		
						Dry Bulb						Dry Bulb						Dry Bulb						Dry Bulb		
m <sup>3</sup> /s	cfm	kW	Btuh	kW	24°C/75°F	27°C/80°F	29°C/85°F	kW	Btuh	kW	24°C/75°F	27°C/80°F	29°C/85°F	kW	Btuh	kW	24°C/75°F	27°C/80°F	29°C/85°F	kW	Btuh	kW	24°C/75°F	27°C/80°F	29°C/85°F	
17.2°C (63°F)	.31	650	6.5	22 100	1.59	.70	.86	.99	6.1	20 900	1.70	.72	.88	1.00	5.8	19 700	1.80	.74	.92	1.00	5.4	18 400	1.90	.77	.95	1.00
	.38	800	6.7	22 900	1.61	.75	.93	1.00	6.4	21 700	1.72	.78	.96	1.00	6.0	20 500	1.83	.81	.98	1.00	5.6	19 200	1.94	.84	1.00	1.00
	.45	950	6.9	23 600	1.63	.80	.98	1.00	6.6	22 400	1.75	.83	1.00	1.00	6.2	21 200	1.86	.87	1.00	1.00	5.9	20 000	1.98	.90	1.00	1.00
19.4°C (67°F)	.31	650	6.9	23 600	1.63	.55	.68	.82	6.5	22 300	1.74	.56	.70	.84	6.1	20 900	1.85	.57	.72	.88	5.7	19 500	1.96	.58	.74	.91
	.38	800	7.1	24 300	1.64	.57	.73	.89	6.7	22 900	1.76	.59	.75	.92	6.3	21 500	1.87	.60	.78	.95	5.9	20 100	1.98	.62	.81	.98
	.45	950	7.3	24 800	1.65	.60	.78	.95	6.9	23 400	1.78	.62	.81	.98	6.4	22 000	1.89	.63	.84	1.00	6.0	20 500	2.00	.66	.88	1.00
21.7°C (71°F)	.31	650	7.4	25 300	1.66	.41	.53	.65	7.0	23 900	1.79	.41	.54	.67	6.6	22 500	1.91	.41	.55	.69	6.2	21 000	2.02	.42	.57	.72
	.38	800	7.6	26 000	1.68	.42	.56	.70	7.2	24 600	1.81	.42	.57	.72	6.8	23 100	1.93	.43	.59	.75	6.3	21 500	2.04	.43	.61	.78
	.45	950	7.8	26 500	1.69	.43	.59	.75	7.3	25 000	1.82	.43	.61	.78	6.9	23 500	1.94	.44	.62	.81	6.4	21 800	2.06	.45	.65	.85

## HS29-024 — CR26-21

Entering Wet Bulb Temperature	Total Air Volume		Outdoor Temperature																							
			29°C (85°F)						35°C (95°F)						41°C (105°F)						46°C (115°F)					
			Total Cooling Capacity		Compressor Motor	Sensible To Total Ratio (S/T)			Total Cooling Capacity		Compressor Motor	Sensible To Total Ratio (S/T)			Total Cooling Capacity		Compressor Motor	Sensible To Total Ratio (S/T)			Total Cooling Capacity		Compressor Motor	Sensible To Total Ratio (S/T)		
						Dry Bulb						Dry Bulb						Dry Bulb						Dry Bulb		
m <sup>3</sup> /s	cfm	kW	Btuh	kW	24°C/75°F	27°C/80°F	29°C/85°F	kW	Btuh	kW	24°C/75°F	27°C/80°F	29°C/85°F	kW	Btuh	kW	24°C/75°F	27°C/80°F	29°C/85°F	kW	Btuh	kW	24°C/75°F	27°C/80°F	29°C/85°F	
17.2°C (63°F)	.31	650	6.2	21 200	1.63	.69	.85	.98	5.9	20 000	1.74	.71	.87	1.00	5.5	18 800	1.85	.73	.90	1.00	5.2	17 600	1.94	.76	.94	1.00
	.38	800	6.4	21 900	1.65	.74	.91	1.00	6.1	20 800	1.76	.76	.94	1.00	5.7	19 600	1.88	.79	.97	1.00	5.4	18 400	1.98	.83	1.00	1.00
	.45	950	6.6	22 600	1.66	.79	.97	1.00	6.3	21 400	1.79	.82	.99	1.00	5.9	20 300	1.90	.85	1.00	1.00	5.6	19 100	2.02	.89	1.00	1.00
19.4°C (67°F)	.31	650	6.7	22 700	1.67	.54	.67	.81	6.3	21 400	1.79	.55	.69	.83	5.9	20 100	1.90	.56	.71	.86	5.5	18 800	2.00	.58	.73	.90
	.38	800	6.9	23 400	1.68	.57	.71	.88	6.5	22 100	1.81	.58	.73	.91	6.1	20 700	1.92	.59	.76	.94	5.7	19 300	2.03	.61	.80	.97
	.45	950	7.0	23 900	1.70	.59	.76	.94	6.6	22 500	1.82	.61	.79	.96	6.2	21 100	1.94	.62	.82	.99	5.8	19 700	2.05	.64	.86	1.00
21.7°C (71°F)	.31	650	7.2	24 400	1.71	.40	.52	.64	6.7	23 000	1.84	.41	.53	.66	6.3	21 600	1.96	.41	.55	.68	5.9	20 200	2.07	.42	.56	.70
	.38	800	7.3	25 000	1.72	.41	.55	.69	6.9	23 600	1.86	.42	.56	.71	6.5	22 200	1.98	.42	.58	.73	6.1	20 700	2.09	.43	.60	.77
	.45	950	7.5	25 500	1.74	.42	.58	.73	7.1	24 100	1.87	.43	.59	.76	6.6	22 600	1.99	.44	.61	.79	6.2	21 100	2.11	.44	.63	.83

## HS29-024 — CR26-31

Entering Wet Bulb Temperature	Total Air Volume		Outdoor Temperature																							
			29°C (85°F)						35°C (95°F)						41°C (105°F)						46°C (115°F)					
			Total Cooling Capacity		Compressor Motor	Sensible To Total Ratio (S/T)			Total Cooling Capacity		Compressor Motor	Sensible To Total Ratio (S/T)			Total Cooling Capacity		Compressor Motor	Sensible To Total Ratio (S/T)			Total Cooling Capacity		Compressor Motor	Sensible To Total Ratio (S/T)		
						Dry Bulb						Dry Bulb						Dry Bulb						Dry Bulb		
m <sup>3</sup> /s	cfm	kW	Btuh	kW	24°C/75°F	27°C/80°F	29°C/85°F	kW	Btuh	kW	24°C/75°F	27°C/80°F	29°C/85°F	kW	Btuh	kW	24°C/75°F	27°C/80°F	29°C/85°F	kW	Btuh	kW	24°C/75°F	27°C/80°F	29°C/85°F	
17.2°C (63°F)	.31	650	6.7	22 800	1.65	.70	.85	.99	6.3	21 500	1.77	.72	.88	1.00	5.9	20 200	1.88	.74	.91	1.00	5.5	18 800	1.99	.77	.95	1.00
	.38	800	6.9	23 700	1.68	.75	.93	1.00	6.6	22 400	1.80	.77	.96	1.00	6.2	21 000	1.92	.80	.99	1.00	5.8	19 700	2.03	.84	1.00	1.00
	.45	950	7.2	24 500	1.69	.80	.98	1.00	6.8	23 200	1.82	.83	1.00	1.00	6.4	21 900	1.95	.87	1.00	1.00	6.0	20 600	2.07	.91	1.00	1.00
19.4°C (67°F)	.31	650	7.2	24 400	1.69	.54	.67	.81	6.7	23 000	1.82	.55	.69	.84	6.3	21 600	1.94	.57	.71	.87	5.9	20 100	2.05	.58	.74	.91
	.38	800	7.4	25 200	1.71	.57	.72	.89	6.9	23 700	1.84	.58	.74	.92	6.5	22 200	1.96	.60	.77	.95	6.1	20 700	2.07	.62	.81	.99
	.45	950	7.6	25 800	1.73	.60	.77	.95	7.1	24 200	1.86	.62	.80	.98	6.7	22 700	1.98	.63	.84	1.00	6.2	21 100	2.09	.66	.88	1.00
21.7°C (71°F)	.31	650	7.7	26 200	1.74	.41	.53	.65	7.2	24 700	1.87	.41	.54	.67	6.8	23 200	2.00	.41	.55	.69	6.3	21 600	2.12	.42	.57	.71
	.38	800	7.9	27 000	1.75	.42	.56	.70	7.4	25 400	1.89	.42	.57	.72	7.0	23 800	2.02	.43	.59	.74	6.5	22 100	2.14	.43	.61	.78
	.45	950	8.1	27 600	1.77	.43	.59	.75	7.6	25 900	1.90	.43	.60	.78	7.1	24 200	2.03	.44	.62	.81	6.6	22 500	2.16	.45	.65	.85

# RATINGS - 50HZ

NOTE For Temperatures and Capacities not shown, see bulletin — Cooling Unit Rating Table Correction Factor Data in Miscellaneous Engineering Data Section. All values are gross capacities and do not include evaporator coil blower motor heat deduction.

## HS29-024 — CR26-41

Entering Wet Bulb Temperature	Total Air Volume		Outdoor Temperature																							
			29°C (85°F)						35°C (95°F)						41°C (105°F)						46°C (115°F)					
			Total Cooling Capacity		Compressor Motor	Sensible To Total Ratio (S/T)			Total Cooling Capacity		Compressor Motor	Sensible To Total Ratio (S/T)			Total Cooling Capacity		Compressor Motor	Sensible To Total Ratio (S/T)			Total Cooling Capacity		Compressor Motor	Sensible To Total Ratio (S/T)		
						Dry Bulb						Dry Bulb						Dry Bulb						Dry Bulb		
m³/s	cfm	kW	Btuh	kW	24°C 75°F	27°C 80°F	29°C 85°F	kW	Btuh	kW	24°C 75°F	27°C 80°F	29°C 85°F	kW	Btuh	kW	24°C 75°F	27°C 80°F	29°C 85°F	kW	Btuh	kW	24°C 75°F	27°C 80°F	29°C 85°F	
17.2°C (63°F)	.40	850	7.4	25 300	1.67	.76	.95	1.00	7.0	23 900	1.80	.78	.98	1.00	6.6	22 500	1.92	.81	1.00	1.00	6.2	21 100	2.04	.85	1.00	1.00
	.47	1000	7.7	26 200	1.69	.81	1.00	1.00	7.3	24 800	1.82	.84	1.00	1.00	6.9	23 400	1.95	.88	1.00	1.00	6.4	22 000	2.07	.93	1.00	1.00
	.54	1150	7.9	27 100	1.71	.86	1.00	1.00	7.5	25 700	1.85	.90	1.00	1.00	7.1	24 200	1.98	.94	1.00	1.00	6.7	22 700	2.10	.98	1.00	1.00
19.4°C (67°F)	.40	850	7.9	26 900	1.71	.58	.74	.90	7.4	25 300	1.84	.59	.76	.94	6.9	23 600	1.96	.61	.79	.98	6.4	21 900	2.07	.63	.82	1.00
	.47	1000	8.1	27 500	1.72	.61	.78	.97	7.6	25 800	1.85	.63	.81	1.00	7.1	24 100	1.98	.65	.85	1.00	6.6	22 400	2.09	.67	.90	1.00
	.54	1150	8.2	28 000	1.73	.64	.84	1.00	7.7	26 300	1.86	.66	.87	1.00	7.2	24 500	1.99	.68	.92	1.00	6.7	22 800	2.11	.71	.96	1.00
21.7°C (71°F)	.40	850	8.4	28 800	1.75	.42	.57	.71	7.9	27 100	1.89	.42	.58	.74	7.4	25 300	2.02	.43	.60	.76	6.9	23 500	2.14	.44	.62	.80
	.47	1000	8.6	29 400	1.76	.43	.60	.76	8.1	27 600	1.90	.44	.62	.79	7.6	25 800	2.03	.45	.64	.82	7.0	23 900	2.15	.46	.66	.87
	.54	1150	8.7	29 800	1.77	.44	.63	.81	8.2	28 000	1.91	.45	.65	.85	7.6	26 100	2.04	.46	.67	.89	7.1	24 200	2.17	.47	.70	.94

## HS29-024 — CH33-30A-F - CH23-31

Entering Wet Bulb Temperature	Total Air Volume		Outdoor Temperature																							
			29°C (85°F)						35°C (95°F)						41°C (105°F)						46°C (115°F)					
			Total Cooling Capacity		Compressor Motor	Sensible To Total Ratio (S/T)			Total Cooling Capacity		Compressor Motor	Sensible To Total Ratio (S/T)			Total Cooling Capacity		Compressor Motor	Sensible To Total Ratio (S/T)			Total Cooling Capacity		Compressor Motor	Sensible To Total Ratio (S/T)		
						Dry Bulb						Dry Bulb						Dry Bulb						Dry Bulb		
m³/s	cfm	kW	Btuh	kW	24°C 75°F	27°C 80°F	29°C 85°F	kW	Btuh	kW	24°C 75°F	27°C 80°F	29°C 85°F	kW	Btuh	kW	24°C 75°F	27°C 80°F	29°C 85°F	kW	Btuh	kW	24°C 75°F	27°C 80°F	29°C 85°F	
17.2°C (63°F)	.31	650	6.4	21 900	1.61	.70	.85	.99	6.1	20 700	1.73	.72	.88	1.00	5.7	19 400	1.83	.74	.91	1.00	5.3	18 200	1.93	.77	.95	1.00
	.38	800	6.7	22 800	1.63	.75	.93	1.00	6.3	21 500	1.75	.77	.96	1.00	5.9	20 300	1.87	.80	.99	1.00	5.6	19 000	1.98	.84	1.00	1.00
	.45	950	6.9	23 500	1.65	.80	.98	1.00	6.5	22 300	1.78	.83	1.00	1.00	6.2	21 100	1.90	.87	1.00	1.00	5.8	19 800	2.01	.91	1.00	1.00
19.4°C (67°F)	.31	650	6.9	23 500	1.65	.54	.67	.81	6.5	22 100	1.77	.55	.69	.84	6.1	20 800	1.89	.57	.71	.87	5.7	19 300	1.99	.58	.74	.91
	.38	800	7.1	24 200	1.67	.57	.72	.89	6.7	22 800	1.79	.59	.75	.92	6.3	21 400	1.91	.60	.78	.95	5.8	19 900	2.02	.62	.81	.99
	.45	950	7.3	24 800	1.68	.60	.78	.95	6.8	23 300	1.81	.62	.81	.98	6.4	21 800	1.93	.64	.84	1.00	5.9	20 300	2.04	.66	.88	1.00
21.7°C (71°F)	.31	650	7.4	25 200	1.69	.41	.53	.65	7.0	23 800	1.82	.41	.54	.67	6.5	22 300	1.94	.41	.55	.69	6.1	20 800	2.06	.42	.57	.71
	.38	800	7.6	25 900	1.71	.42	.56	.70	7.2	24 400	1.84	.42	.57	.72	6.7	22 900	1.96	.43	.59	.75	6.2	21 300	2.08	.43	.61	.78
	.45	950	7.7	26 400	1.72	.43	.59	.75	7.3	24 900	1.85	.43	.61	.78	6.8	23 300	1.98	.44	.62	.81	6.4	21 700	2.10	.45	.65	.85

## HS29-024 — CH33-36A/B/C-F - CH23-41

Entering Wet Bulb Temperature	Total Air Volume		Outdoor Temperature																							
			29°C (85°F)						35°C (95°F)						41°C (105°F)						46°C (115°F)					
			Total Cooling Capacity		Compressor Motor	Sensible To Total Ratio (S/T)			Total Cooling Capacity		Compressor Motor	Sensible To Total Ratio (S/T)			Total Cooling Capacity		Compressor Motor	Sensible To Total Ratio (S/T)			Total Cooling Capacity		Compressor Motor	Sensible To Total Ratio (S/T)		
						Dry Bulb						Dry Bulb						Dry Bulb						Dry Bulb		
m³/s	cfm	kW	Btuh	kW	24°C 75°F	27°C 80°F	29°C 85°F	kW	Btuh	kW	24°C 75°F	27°C 80°F	29°C 85°F	kW	Btuh	kW	24°C 75°F	27°C 80°F	29°C 85°F	kW	Btuh	kW	24°C 75°F	27°C 80°F	29°C 85°F	
17.2°C (63°F)	.40	850	6.8	23 200	1.67	.77	.95	1.00	6.4	21 900	1.80	.79	.98	1.00	6.0	20 600	1.92	.82	1.00	1.00	5.7	19 300	2.04	.86	1.00	1.00
	.47	1000	7.0	24 000	1.69	.81	1.00	1.00	6.7	22 800	1.83	.85	1.00	1.00	6.3	21 500	1.95	.89	1.00	1.00	5.9	20 100	2.08	.93	1.00	1.00
	.54	1150	7.3	24 800	1.71	.87	1.00	1.00	6.9	23 500	1.85	.91	1.00	1.00	6.5	22 200	1.98	.95	1.00	1.00	6.1	20 800	2.11	.99	1.00	1.00
19.4°C (67°F)	.40	850	7.2	24 600	1.71	.58	.74	.91	6.8	23 100	1.84	.60	.76	.95	6.3	21 600	1.96	.61	.79	.98	5.9	20 000	2.07	.64	.83	1.00
	.47	1000	7.4	25 100	1.72	.61	.79	.98	6.9	23 600	1.85	.63	.82	1.00	6.4	22 000	1.98	.65	.86	1.00	6.0	20 500	2.09	.68	.90	1.00
	.54	1150	7.5	25 600	1.73	.64	.84	1.00	7.0	24 000	1.87	.66	.88	1.00	6.6	22 500	1.99	.69	.92	1.00	6.1	20 900	2.11	.72	.97	1.00
21.7°C (71°F)	.40	850	7.7	26 300	1.75	.42	.57	.72	7.3	24 800	1.89	.43	.58	.74	6.8	23 100	2.02	.43	.60	.77	6.3	21 400	2.14	.44	.62	.80
	.47	1000	7.9	26 800	1.76	.43	.60	.77	7.4	25 200	1.90	.44	.62	.79	6.9	23 500	2.03	.45	.64	.83	6.4	21 800	2.15	.46	.67	.88
	.54	1150	8.0	27 200	1.77	.45	.63	.82	7.5	25 500	1.91	.45	.66	.85	7.0	23 800	2.04	.46	.68	.90	6.5	22 100	2.17	.48	.71	.95

## HS29-024 — CB29M-21/26

Entering Wet Bulb Temperature	Total Air Volume		Outdoor Temperature																							
			29°C (85°F)						35°C (95°F)						41°C (105°F)						46°C (115°F)					
			Total Cooling Capacity		Compressor Motor	Sensible To Total Ratio (S/T)			Total Cooling Capacity		Compressor Motor	Sensible To Total Ratio (S/T)			Total Cooling Capacity		Compressor Motor	Sensible To Total Ratio (S/T)			Total Cooling Capacity		Compressor Motor	Sensible To Total Ratio (S/T)		
						Dry Bulb						Dry Bulb						Dry Bulb						Dry Bulb		
m³/s	cfm	kW	Btuh	kW	24°C 75°F	27°C 80°F	29°C 85°F	kW	Btuh	kW	24°C 75°F	27°C 80°F	29°C 85°F	kW	Btuh	kW	24°C 75°F	27°C 80°F	29°C 85°F	kW	Btuh	kW	24°C 75°F	27°C 80°F	29°C 85°F	
17.2°C (63°F)	.31	650	6.3	21 500	1.56	.74	.88	.99	6.0	20 400	1.66	.75	.90	1.00	5.6	19 200	1.77	.78	.93	1.00	5.3	18 000	1.86	.80	.95	1.00
	.38	800	6.5	22 300	1.58	.79	.94	1.00	6.2	21 100	1.69	.81	.96	1.00	5.8	19 900	1.79	.83	.98	1.00	5.5	18 700	1.90	.86	1.00	1.00
	.45	950	6.7	23 000	1.59	.83	.98	1.00	6.4	21 900	1.71	.86	1.00	1.00	6.1	20 700	1.82	.88	1.00	1.00	5.7	19 500	1.93	.91	1.00	1.00
19.4°C (67°F)	.31	650	6.7	23 000	1.59	.57	.71	.84	6.4	21 700	1.71	.58	.73	.87	6.0	20 500	1.81	.60	.75	.89	5.6	19 100	1.91	.61	.77	.92
	.38	800	6.9	23 700	1.61	.60	.76	.90	6.6	22 400	1.73	.61	.78	.93	6.2	21 000	1.84	.63	.81	.96	5.7	19 600	1.94	.65	.84	.98
	.45	950	7.1	24 200	1.62	.63	.81	.96	6.7	22 800	1.74	.65	.83	.98	6.3	21 500	1.85	.66	.86	1.00	5.9	20 000	1.96	.69	.89	1.00
21.7°C (71°F)	.31	650	7.2	24 700	1.63	.43	.56	.68	6.8	23 300	1.76	.43	.57	.70	6.4	22 000	1.87	.43	.58	.72	6.0	20 500	1.98	.44	.59	.75
	.38	800	7.4	25 300	1.65	.44	.59	.73	7.0	24 000	1.77	.44	.60	.76	6.6	22 500	1.89	.45	.62	.78	6.2	21 000	2.00	.46	.64	.81
	.45	950	7.6	25 800	1.66	.45	.62	.78	7.2	24 400	1.79	.46	.63	.81	6.7	22 900	1.91	.46	.65	.84	6.3	21 400	2.02	.47	.68	.87

# RATINGS - 50HZ

NOTE For Temperatures and Capacities not shown, see bulletin — Cooling Unit Rating Table Correction Factor Data in Miscellaneous Engineering Data Section. All values are gross capacities and do not include evaporator coil blower motor heat deduction.

## HS29-024 — 24HXO

Entering Wet Bulb Temperature	Total Air Volume		Outdoor Temperature																							
			29°C (85°F)						35°C (95°F)						41°C (105°F)						46°C (115°F)					
			Total Cooling Capacity		Compressor Motor	Sensible To Total Ratio (S/T)			Total Cooling Capacity		Compressor Motor	Sensible To Total Ratio (S/T)			Total Cooling Capacity		Compressor Motor	Sensible To Total Ratio (S/T)			Total Cooling Capacity		Compressor Motor	Sensible To Total Ratio (S/T)		
			m³/s	cfm		kW	Btuh	Dry Bulb				kW	Btuh	kW	Dry Bulb			kW	Btuh	kW	Dry Bulb			kW	Btuh	kW
24°C 75°F	27°C 80°F	29°C 85°F			24°C 75°F			27°C 80°F	29°C 85°F	24°C 75°F	27°C 80°F				29°C 85°F	24°C 75°F	27°C 80°F				29°C 85°F	24°C 75°F	27°C 80°F			
17.2°C (63°F)	.26	550	6.2	21 300	1.55	.67	.81	.94	5.9	20 100	1.66	.69	.83	.97	5.5	18 900	1.76	.70	.86	.99	5.2	17 700	1.85	.73	.90	1.00
	.33	700	6.5	22 300	1.58	.72	.89	1.00	6.2	21 100	1.69	.74	.91	1.00	5.8	19 800	1.80	.77	.95	1.00	5.4	18 500	1.90	.80	.98	1.00
	.40	850	6.8	23 200	1.60	.78	.95	1.00	6.4	21 900	1.71	.80	.98	1.00	6.0	20 600	1.83	.83	1.00	1.00	5.7	19 400	1.94	.87	1.00	1.00
19.4°C (67°F)	.26	550	6.7	22 900	1.59	.53	.64	.77	6.3	21 600	1.71	.54	.66	.79	5.9	20 300	1.81	.55	.68	.82	5.5	18 900	1.92	.56	.70	.85
	.33	700	7.0	23 800	1.61	.56	.69	.85	6.6	22 500	1.73	.57	.71	.88	6.2	21 100	1.84	.58	.74	.91	5.7	19 600	1.95	.60	.77	.95
	.40	850	7.2	24 500	1.63	.58	.75	.92	6.8	23 100	1.75	.60	.77	.95	6.3	21 600	1.86	.61	.81	.98	5.9	20 100	1.97	.63	.84	1.00
21.7°C (71°F)	.26	550	7.2	24 600	1.63	.40	.51	.62	6.8	23 300	1.75	.40	.52	.63	6.4	21 800	1.87	.41	.53	.65	6.0	20 400	1.98	.41	.54	.67
	.33	700	7.5	25 600	1.65	.41	.54	.67	7.1	24 100	1.78	.41	.55	.69	6.6	22 600	1.90	.42	.56	.71	6.2	21 000	2.01	.43	.58	.74
	.40	850	7.7	26 200	1.67	.42	.57	.72	7.2	24 700	1.80	.43	.59	.75	6.8	23 100	1.92	.43	.60	.78	6.3	21 500	2.03	.44	.62	.82

Entering Wet Bulb Temperature	Total Air Volume		Outdoor Air Temperature Entering Outdoor Coil																							
			29°C (85°F)						35°C (95°F)						41°C (105°F)						46°C (115°F)					
			Total Cooling Capacity		Comp Motor kW Input	Sensible To Total Ratio (S/T)			Total Cooling Capacity		Comp Motor kW Input	Sensible To Total Ratio (S/T)			Total Cooling Capacity		Comp Motor kW Input	Sensible To Total Ratio (S/T)			Total Cooling Capacity		Comp Motor kW Input	Sensible To Total Ratio (S/T)		
			m³/s	cfm		kW	kBtuh	Dry Bulb				kW	kBtuh	kW Input	Dry Bulb			kW	kBtuh	kW Input	Dry Bulb			kW	kBtuh	kW Input
24°C 75°F	27°C 80°F	29°C 85°F			24°C 75°F			27°C 80°F	29°C 85°F	24°C 75°F	27°C 80°F				29°C 85°F	24°C 75°F	27°C 80°F				29°C 85°F					

### HS29-030S — C33-30A COOLING CAPACITY

17°C (63°F)	.40	850	7.6	25.9	1.89	.75	.90	1.00	7.4	25.1	2.10	.76	.91	1.00	7.1	24.1	2.35	.78	.93	1.00	6.8	23.1	2.64	.79	.95	1.00
	.47	1000	7.8	26.6	1.90	.79	.94	1.00	7.5	25.7	2.12	.81	.96	1.00	7.3	24.8	2.37	.82	.97	1.00	7.0	23.8	2.65	.84	.99	1.00
	.54	1150	8.0	27.2	1.91	.83	.98	1.00	7.7	26.3	2.13	.84	.99	1.00	7.4	25.4	2.37	.86	1.00	1.00	7.2	24.4	2.66	.88	1.00	1.00
19°C (67°F)	.40	850	8.1	27.5	1.91	.59	.73	.87	7.8	26.6	2.13	.59	.74	.88	7.5	25.5	2.38	.60	.75	.90	7.2	24.4	2.66	.61	.77	.92
	.47	1000	8.2	28.1	1.92	.60	.77	.92	7.9	27.1	2.14	.61	.78	.93	7.6	26.0	2.39	.62	.80	.95	7.3	24.9	2.67	.63	.82	.96
	.54	1150	8.4	28.5	1.92	.63	.81	.96	8.1	27.5	2.14	.64	.83	.97	7.7	26.4	2.40	.65	.84	.99	7.4	25.3	2.68	.66	.86	1.00
22°C (71°F)	.40	850	8.6	29.3	1.94	.43	.57	.70	8.3	28.3	2.16	.43	.58	.71	8.0	27.2	2.41	.44	.58	.73	7.6	26.0	2.69	.44	.60	.75
	.47	1000	8.7	29.8	1.95	.44	.59	.75	8.4	28.8	2.17	.44	.60	.76	8.1	27.7	2.42	.45	.61	.78	7.8	26.5	2.71	.45	.62	.80
	.54	1150	8.9	30.2	1.95	.45	.62	.79	8.6	29.2	2.17	.45	.63	.80	8.2	28.0	2.43	.46	.64	.82	7.9	26.8	2.71	.46	.66	.84

### HS29-030S — C33-36A/B/C COOLING CAPACITY

17°C (63°F)	.40	850	7.7	26.4	1.90	.75	.90	1.00	7.5	25.5	2.12	.76	.91	1.00	7.2	24.5	2.37	.78	.93	1.00	6.9	23.5	2.66	.79	.95	1.00
	.47	1000	7.9	27.1	1.92	.79	.94	1.00	7.7	26.2	2.14	.81	.96	1.00	7.4	25.2	2.39	.82	.98	1.00	7.1	24.2	2.67	.84	.99	1.00
	.54	1150	8.1	27.8	1.92	.83	.98	1.00	7.9	26.8	2.14	.85	.99	1.00	7.6	25.9	2.40	.86	1.00	1.00	7.3	24.9	2.69	.88	1.00	1.00
19°C (67°F)	.40	850	8.2	28.0	1.93	.58	.73	.87	7.9	27.0	2.15	.59	.74	.88	7.6	26.0	2.40	.60	.75	.90	7.3	24.8	2.69	.61	.77	.92
	.47	1000	8.4	28.6	1.94	.61	.77	.92	8.1	27.6	2.16	.62	.78	.93	7.8	26.5	2.41	.63	.80	.95	7.4	25.3	2.70	.64	.82	.97
	.54	1150	8.5	29.0	1.95	.63	.81	.96	8.2	28.0	2.17	.64	.83	.97	7.9	26.9	2.42	.65	.84	.99	7.5	25.7	2.70	.67	.86	1.00
22°C (71°F)	.40	850	8.7	29.8	1.96	.43	.57	.70	8.4	28.8	2.18	.43	.58	.72	8.1	27.7	2.43	.44	.58	.73	7.8	26.5	2.72	.44	.59	.75
	.47	1000	8.9	30.4	1.97	.44	.60	.75	8.6	29.3	2.19	.44	.60	.76	8.3	28.2	2.45	.45	.61	.78	7.9	26.9	2.73	.45	.63	.80
	.54	1150	9.0	30.8	1.97	.45	.62	.79	8.7	29.7	2.20	.45	.63	.81	8.4	28.5	2.45	.46	.65	.83	8.0	27.3	2.74	.47	.66	.84

### HS29-030S — CR26-31 COOLING CAPACITY

17°C (63°F)	.40	850	7.8	26.7	1.91	.76	.90	1.00	7.6	25.8	2.13	.77	.92	1.00	7.3	24.8	2.37	.78	.94	1.00	7.0	23.8	2.66	.80	.95	1.00
	.47	1000	8.0	27.4	1.92	.80	.95	1.00	7.8	26.5	2.13	.81	.97	1.00	7.5	25.5	2.39	.83	.98	1.00	7.2	24.5	2.67	.85	.99	1.00
	.54	1150	8.2	28.1	1.93	.84	.99	1.00	8.0	27.2	2.15	.85	1.00	1.00	7.7	26.2	2.40	.87	1.00	1.00	7.4	25.2	2.69	.89	1.00	1.00
19°C (67°F)	.40	850	8.3	28.3	1.93	.59	.73	.87	8.0	27.3	2.15	.59	.74	.89	7.7	26.3	2.40	.60	.76	.90	7.4	25.1	2.69	.61	.77	.92
	.47	1000	8.5	28.9	1.94	.61	.78	.92	8.2	27.9	2.16	.62	.79	.94	7.9	26.8	2.41	.63	.81	.96	7.5	25.6	2.70	.64	.82	.97
	.54	1150	8.6	29.4	1.95	.63	.82	.97	8.3	28.3	2.17	.64	.83	.98	8.0	27.2	2.42	.66	.85	.99	7.6	26.0	2.71	.67	.87	1.00
22°C (71°F)	.40	850	8.9	30.2	1.96	.43	.57	.71	8.5	29.1	2.18	.44	.58	.72	8.2	28.0	2.44	.44	.59	.73	7.8	26.7	2.72	.44	.60	.75
	.47	1000	9.0	30.7	1.97	.44	.60	.75	8.7	29.6	2.20	.45	.61	.76	8.4	28.5	2.45	.45	.62	.78	8.0	27.2	2.73	.45	.63	.80
	.54	1150	9.1	31.2	1.98	.45	.63	.79	8.8	30.1	2.20	.46	.63	.81	8.5	28.9	2.45	.46	.65	.83	8.1	27.5	2.74	.47	.66	.85

### HS29-030S — CR26-41 COOLING CAPACITY

17°C (63°F)	.40	850	7.8	26.7	1.92	.75	.90	1.00	7.5	25.7	2.14	.77	.92	1.00	7.2	24.7	2.39	.78	.94	1.00	6.9	23.6	2.68	.80	.96	1.00
	.47	1000	8.0	27.4	1.93	.80	.95	1.00	7.7	26.4	2.15	.81	.97	1.00	7.4	25.4	2.41	.83	.98	1.00	7.1	24.3	2.69	.85	1.00	1.00
	.54	1150	8.2	28.1	1.94	.84	.99	1.00	8.0	27.2	2.17	.85	1.00	1.00	7.7	26.2	2.42	.87	1.00	1.00	7.4	25.1	2.71	.89	1.00	1.00
19°C (67°F)	.40	850	8.3	28.3	1.95	.59	.73	.87	8.0	27.3	2.17	.59	.74	.89	7.7	26.2	2.42	.60	.76	.90	7.3	25.0	2.71	.61	.78	.92
	.47	1000	8.5	28.9	1.96	.61	.78	.92	8.2	27.9	2.18	.62	.79	.94	7.8	26.7	2.43	.63	.81	.96	7.5	25.5	2.72	.64	.83	.98
	.54	1150	8.6	29.4	1.97	.64	.82	.97	8.3	28.3	2.19	.65	.83	.98	7.9	27.1	2.44	.66	.85	1.00	7.6	25.9	2.73	.67	.87	1.00
22°C (71°F)	.40	850	8.9	30.2	1.98	.43	.57	.71	8.5	29.1	2.20	.43	.58	.72	8.2	27.9	2.46	.44	.59	.73	7.8	26.7	2.75	.44	.60	.75
	.47	1000	9.0	30.8	2.00	.44	.60	.75	8.7	29.7	2.22	.44	.61	.76	8.3	28.4	2.47	.45	.62	.78	7.9	27.1	2.76	.45	.63	.81
	.54	1150	9.1	31.2	2.00	.45	.63	.80	8.8	30.1	2.23	.46	.63	.81	8.4	28.8	2.48	.46	.65	.83	8.1	27.5	2.77	.47	.66	.86

### HS29-030S — CH33-30A-F - CH23-31 COOLING CAPACITY

17°C (63°F)	.40	850	7.5	25.5	1.87	.76	.91	1.00	7.2	24.7	2.09	.77	.91	1.00	6.9	23.7	2.34	.78	.94	1.00	6.7	22.7
-------------	-----	-----	-----	------	------	-----	-----	------	-----	------	------	-----	-----	------	-----	------	------	-----	-----	------	-----	------

# RATINGS - 50HZ

NOTE For Temperatures and Capacities not shown, see bulletin — Cooling Unit Rating Table Correction Factor Data in Miscellaneous Engineering Data Section. All values are gross capacities and do not include evaporator coil blower motor heat deduction.

Entering Wet Bulb Temperature	Total Air Volume		Outdoor Air Temperature Entering Outdoor Coil																								
			29°C (85°F)						35°C (95°F)						41°C (105°F)						46°C (115°F)						
			Total Cooling Capacity		Comp Motor kW Input		Sensible To Total Ratio (S/T)		Total Cooling Capacity		Comp Motor kW Input		Sensible To Total Ratio (S/T)		Total Cooling Capacity		Comp Motor kW Input		Sensible To Total Ratio (S/T)		Total Cooling Capacity		Comp Motor kW Input		Sensible To Total Ratio (S/T)		
							Dry Bulb						Dry Bulb						Dry Bulb						Dry Bulb		
m³/s	cfm	kW	kBtu/h	24°C 75°F	27°C 80°F	29°C 85°F	kW	kBtu/h	kW	kBtu/h	24°C 75°F	27°C 80°F	29°C 85°F	kW	kBtu/h	kW	kBtu/h	24°C 75°F	27°C 80°F	29°C 85°F	kW	kBtu/h	kW	kBtu/h	24°C 75°F	27°C 80°F	29°C 85°F
<b>HS29-030S — CH33-36A/B/C-F - CH23-41 COOLING CAPACITY</b>																											
17°C (63°F)	.40	850	7.7	26.4	1.88	.76	.91	1.00	7.4	25.4	2.09	.77	.92	1.00	7.2	24.4	2.34	.79	.94	1.00	6.8	23.3	2.62	.80	.96	1.00	
	.47	1000	7.9	27.1	1.89	.80	.96	1.00	7.7	26.2	2.11	.82	.97	1.00	7.4	25.2	2.35	.83	.99	1.00	7.1	24.1	2.63	.85	1.00	1.00	
	.54	1150	8.1	27.8	1.90	.84	1.00	1.00	7.9	26.9	2.12	.86	1.00	1.00	7.6	25.9	2.37	.88	1.00	1.00	7.3	24.9	2.65	.90	1.00	1.00	
19°C (67°F)	.40	850	8.2	28.0	1.90	.59	.73	.88	7.9	27.0	2.12	.59	.74	.89	7.6	25.8	2.37	.60	.76	.91	7.2	24.7	2.65	.61	.78	.93	
	.47	1000	8.4	28.6	1.92	.61	.78	.93	8.1	27.5	2.13	.62	.80	.95	7.7	26.4	2.38	.63	.81	.96	7.4	25.2	2.66	.65	.83	.98	
	.54	1150	8.5	29.0	1.92	.64	.82	.98	8.2	28.0	2.14	.65	.84	.99	7.9	26.8	2.39	.66	.86	1.00	7.5	25.6	2.67	.68	.88	1.00	
22°C (71°F)	.40	850	8.7	29.8	1.94	.43	.57	.71	8.4	28.7	2.15	.44	.58	.72	8.1	27.6	2.40	.44	.59	.74	7.7	26.3	2.68	.44	.60	.76	
	.47	1000	8.9	30.4	1.95	.44	.60	.76	8.6	29.3	2.17	.45	.61	.77	8.2	28.1	2.41	.45	.62	.79	7.9	26.8	2.69	.46	.63	.81	
	.54	1150	9.0	30.8	1.96	.45	.63	.80	8.7	29.7	2.17	.46	.64	.82	8.3	28.4	2.42	.46	.65	.84	7.9	27.1	2.70	.47	.67	.86	
<b>HS29-030S — 30HXO COOLING CAPACITY</b>																											
17°C (63°F)	.33	700	7.0	24.0	1.87	.72	.86	.97	6.8	23.2	2.09	.73	.87	.98	6.6	22.4	2.34	.74	.88	.99	6.3	21.4	2.62	.76	.90	1.00	
	.40	850	7.3	24.8	1.88	.76	.91	1.00	7.0	24.0	2.10	.78	.93	1.00	6.8	23.1	2.35	.79	.94	1.00	6.5	22.2	2.63	.81	.95	1.00	
	.47	1000	7.5	25.5	1.89	.81	.96	1.00	7.2	24.7	2.11	.82	.97	1.00	7.0	23.8	2.37	.84	.98	1.00	6.7	22.8	2.65	.86	1.00	1.00	
19°C (67°F)	.33	700	7.5	25.5	1.89	.56	.69	.82	7.2	24.6	2.11	.57	.71	.84	6.9	23.7	2.36	.58	.72	.85	6.7	22.7	2.64	.59	.73	.87	
	.40	850	7.7	26.2	1.90	.59	.74	.88	7.4	25.3	2.12	.60	.75	.90	7.1	24.3	2.37	.61	.77	.91	6.8	23.3	2.66	.61	.79	.94	
	.47	1000	7.8	26.7	1.91	.62	.79	.93	7.6	25.8	2.13	.62	.80	.95	7.3	24.8	2.38	.64	.82	.96	6.9	23.7	2.67	.65	.84	.98	
22°C (71°F)	.33	700	8.0	27.2	1.92	.42	.55	.67	7.7	26.3	2.14	.43	.55	.68	7.4	25.3	2.39	.43	.56	.69	7.1	24.2	2.68	.43	.57	.71	
	.40	850	8.1	27.8	1.93	.44	.58	.72	7.9	26.9	2.15	.44	.58	.73	7.6	25.9	2.40	.44	.59	.75	7.3	24.8	2.69	.44	.60	.76	
	.47	1000	8.3	28.3	1.94	.45	.61	.76	8.0	27.4	2.16	.45	.61	.78	7.7	26.3	2.41	.45	.63	.80	7.4	25.2	2.70	.46	.64	.82	
<b>HS29-030S — CB29M-21/26 COOLING CAPACITY</b>																											
17°C (63°F)	.40	850	7.9	27.0	2.07	.76	.90	1.00	7.6	26.1	2.31	.77	.92	1.00	7.4	25.1	2.58	.78	.94	1.00	7.1	24.1	2.89	.80	.95	1.00	
	.47	1000	8.1	27.7	2.08	.80	.95	1.00	7.9	26.8	2.32	.81	.96	1.00	7.6	25.8	2.60	.83	.98	1.00	7.3	24.8	2.90	.84	.99	1.00	
	.54	1150	8.3	28.3	2.09	.84	.99	1.00	8.0	27.4	2.33	.85	.99	1.00	7.8	26.5	2.60	.87	1.00	1.00	7.5	25.5	2.92	.89	1.00	1.00	
19°C (67°F)	.40	850	8.4	28.6	2.09	.59	.73	.87	8.1	27.6	2.33	.59	.75	.89	7.8	26.5	2.60	.60	.76	.91	7.4	25.4	2.92	.61	.78	.93	
	.47	1000	8.5	29.1	2.10	.61	.78	.92	8.2	28.1	2.34	.62	.79	.94	7.9	27.0	2.62	.63	.81	.95	7.6	25.8	2.93	.64	.83	.97	
	.54	1150	8.6	29.5	2.11	.64	.82	.96	8.4	28.5	2.35	.65	.84	.98	8.0	27.4	2.62	.66	.85	.99	7.7	26.2	2.94	.67	.87	1.00	
22°C (71°F)	.40	850	8.9	30.3	2.12	.43	.57	.71	8.6	29.4	2.36	.44	.58	.72	8.3	28.2	2.64	.44	.59	.74	7.9	27.0	2.95	.44	.60	.76	
	.47	1000	9.1	30.9	2.13	.44	.60	.75	8.7	29.8	2.37	.45	.61	.77	8.4	28.7	2.65	.45	.62	.79	8.1	27.5	2.96	.45	.63	.80	
	.54	1150	9.2	31.3	2.14	.45	.63	.80	8.9	30.2	2.38	.46	.64	.81	8.5	29.1	2.66	.46	.65	.83	8.1	27.8	2.97	.47	.66	.85	
<b>HS29-030S — CB29M-31/41 COOLING CAPACITY</b>																											
17°C (63°F)	.40	850	7.6	25.8	1.85	.75	.90	1.00	7.3	24.9	2.07	.77	.92	1.00	7.0	23.9	2.31	.78	.93	1.00	6.7	22.9	2.58	.80	.95	1.00	
	.47	1000	7.8	26.5	1.86	.80	.95	1.00	7.5	25.6	2.08	.81	.96	1.00	7.2	24.6	2.32	.83	.98	1.00	6.9	23.6	2.60	.85	.99	1.00	
	.54	1150	7.9	27.1	1.87	.84	.99	1.00	7.7	26.2	2.09	.85	1.00	1.00	7.4	25.3	2.33	.87	1.00	1.00	7.1	24.3	2.61	.89	1.00	1.00	
19°C (67°F)	.40	850	8.0	27.1	1.88	.59	.73	.87	7.7	26.4	2.09	.59	.74	.89	7.4	25.3	2.34	.60	.76	.91	7.1	24.2	2.61	.61	.77	.93	
	.47	1000	8.2	27.9	1.89	.61	.77	.93	7.9	26.9	2.10	.62	.79	.94	7.6	25.8	2.35	.63	.81	.95	7.2	24.7	2.62	.64	.82	.97	
	.54	1150	8.3	28.4	1.89	.64	.81	.97	8.0	27.3	2.11	.64	.83	.98	7.7	26.2	2.36	.66	.85	.99	7.4	25.1	2.63	.67	.87	1.00	
22°C (71°F)	.40	850	8.5	29.1	1.91	.43	.57	.71	8.2	28.1	2.12	.43	.58	.72	7.9	27.0	2.37	.44	.59	.73	7.6	25.8	2.66	.44	.60	.75	
	.47	1000	8.7	29.7	1.92	.44	.60	.75	8.4	28.6	2.13	.44	.60	.77	8.1	27.5	2.38	.45	.61	.78	7.7	26.2	2.65	.45	.63	.80	
	.54	1150	8.8	30.1	1.92	.45	.62	.79	8.5	29.0	2.14	.46	.63	.81	8.1	27.8	2.39	.46	.65	.83	7.8	26.5	2.67	.47	.66	.85	
<b>HS29-036S — C33-36A/B/C COOLING CAPACITY</b>																											
17°C (63°F)	.45	950	8.9	30.4	2.26	.74	.88	.98	8.6	29.4	2.53	.75	.89	.99	8.3	28.4	2.83	.76	.90	1.00	8.0	27.3	3.17	.77	.92	1.00	
	.52	1100	9.1	31.2	2.28	.77	.92	1.00	8.8	30.1	2.54	.78	.93	1.00	8.5	29.1	2.84	.80	.95	1.00	8.2	28.0	3.19	.81	.96	1.00	
	.59	1250	9.3	31.8	2.29	.80	.96	1.00	9.0	30.8	2.55	.82	.97	1.00	8.7	29.7	2.85	.83	.98	1.00	8.4	28.6	3.20	.85	.99	1.00	
19°C (67°F)	.45	950	9.5	32.4	2.29	.57	.71	.85	9.2	31.3	2.56	.58	.72	.86	8.8	30.1	2.86	.59	.73	.87	8.5	29.0	3.20	.59	.75	.89	
	.52	1100	9.7	33.0	2.30	.59	.75	.89	9.3	31.8	2.57	.60	.76	.90	9.0	30.7	2.87	.61	.77	.92	8.6	29.5	3.22	.62	.79	.94	
	.59	1250	9.8	33.4	2.31	.61	.78	.93	9.5	32.3	2.58	.62	.80	.94	9.1	31.1	2.88	.63	.81	.96	8.8	29.9	3.23	.64	.83	.97	
22°C (71°F)	.45	950	10.1	34.5	2.33	.43	.56	.69	9.8	33.3	2.60	.43	.56	.70	9.4	32.2	2.90	.43	.57	.71	9.1	30.9	3.25	.44	.58	.72	
	.52	1100	10.3	35.1	2.34	.44	.58	.72	9.9	33.9	2.61	.44	.59	.73	9.6	32.7	2.91	.44	.60	.75	9.2	31.4	3.26	.45	.61	.77	
	.59	1250	10.4	35.6	2.35	.44	.60	.76	10.1	34.4	2.62	.44	.61	.77	9.7	33.1	2.92	.45	.62	.79	9.3	31.9	3.27	.45	.63	.81	
<b>HS29-036S — C33-42B COOLING CAPACITY</b>																											
17°C (63°F)	.45	950	9.1	30.9	2.25	.73	.87	.98	8.7	29.8	2.51	.74	.89	.99	8.4	28.8	2.81	.76	.90	1.00	8.1	27.7	3.15	.77	.92	1.00	
	.52	1100	9.3	31.6	2.27	.77	.92	1.00	9.0	30.6	2.53	.78	.93	1.00	8.6	29.5	2.83	.79	.95	1.00	8.3	28.4	3.17	.81	.96	1.00	
	.59	1250	9.5	32.3	2.28	.80	.95	1.00	9.1	31.2	2.54	.81	.97	1.00	8.8	30.1	2.84	.83	.98	1.00	8.5	29.0	3.18	.85	.99	1.00	
19°C (67°F)	.45	950	9.6	32.9	2.29	.57	.71	.84	9.3	31.8	2.55	.58	.72	.85	9.0	30.6	2.84	.58	.73	.87	8.6	29.4	3.19	.59	.74	.89	
	.52	1100	9.8	33.5	2.30	.59	.74	.88	9.5	32.4	2.56	.60	.75	.90	9.1	31.2	2.86	.61	.77	.92	8.8	29.9	3.21	.62	.79	.94	
	.59	1250	10.0	34.0	2.30	.61	.78	.93	9.6	32.9	2.57	.62	.79	.94	9.3	31.6	2.87	.63	.81	.96	8.9	30.4	3.21	.64	.82	.97	
22°C (71°F)	.45	950	10.3																								

# RATINGS - 50HZ

NOTE For Temperatures and Capacities not shown, see bulletin — Cooling Unit Rating Table Correction Factor Data in Miscellaneous Engineering Data Section. All values are gross capacities and do not include evaporator coil blower motor heat deduction.

Entering Wet Bulb Temperature	Total Air Volume		Outdoor Air Temperature Entering Outdoor Coil																																			
			29°C (85°F)									35°C (95°F)									41°C (105°F)									46°C (115°F)								
			Total Cooling Capacity		Comp Motor kW Input	Sensible To Total Ratio (S/T)			Total Cooling Capacity		Comp Motor kW Input	Sensible To Total Ratio (S/T)			Total Cooling Capacity		Comp Motor kW Input	Sensible To Total Ratio (S/T)			Total Cooling Capacity		Comp Motor kW Input	Sensible To Total Ratio (S/T)														
			kW	kBtu/h		Dry Bulb			kW	kBtu/h		Dry Bulb			kW	kBtu/h		Dry Bulb			kW	kBtu/h		Dry Bulb														
m³/s	cfm	24°C 75°F	27°C 80°F	29°C 85°F	24°C 75°F	27°C 80°F	29°C 85°F	24°C 75°F	27°C 80°F	29°C 85°F	24°C 75°F	27°C 80°F	29°C 85°F	24°C 75°F	27°C 80°F	29°C 85°F	24°C 75°F	27°C 80°F	29°C 85°F	24°C 75°F	27°C 80°F	29°C 85°F	24°C 75°F	27°C 80°F	29°C 85°F													
<b>HS29-036S — CR26-41 COOLING CAPACITY</b>																																						
17°C (63°F)	.45	950	9.2	31.5	2.27	.74	.88	.99	8.9	30.4	2.53	.75	.89	1.00	8.6	29.3	2.83	.76	.91	1.00	8.3	28.2	3.17	.78	.93	1.00												
	.54	1150	9.6	32.6	2.29	.78	.94	1.00	9.2	31.4	2.55	.80	.95	1.00	8.9	30.3	2.85	.81	.97	1.00	8.5	29.1	3.20	.83	.98	1.00												
	.63	1350	9.8	33.5	2.30	.83	.98	1.00	9.5	32.4	2.57	.85	.99	1.00	9.2	31.3	2.87	.86	1.00	1.00	8.9	30.2	3.22	.88	1.00	1.00												
19°C (67°F)	.45	950	9.8	33.5	2.31	.58	.71	.84	9.5	32.4	2.57	.58	.72	.86	9.1	31.2	2.87	.59	.73	.88	8.8	29.9	3.22	.60	.75	.89												
	.54	1150	10.1	34.4	2.32	.60	.76	.90	9.7	33.2	2.59	.61	.77	.92	9.4	32.0	2.89	.62	.79	.94	9.0	30.7	3.24	.63	.80	.95												
	.63	1350	10.3	35.1	2.33	.63	.81	.96	9.9	33.9	2.60	.64	.82	.97	9.6	32.6	2.91	.65	.84	.98	9.2	31.3	3.25	.66	.86	1.00												
22°C (71°F)	.45	950	10.5	35.8	2.34	.43	.56	.69	10.1	34.6	2.61	.43	.56	.70	9.8	33.3	2.92	.43	.57	.71	9.4	32.0	3.27	.44	.58	.73												
	.54	1150	10.8	36.7	2.36	.44	.59	.74	10.4	35.4	2.63	.44	.60	.75	10.0	34.1	2.94	.45	.60	.76	9.6	32.7	3.29	.45	.62	.78												
	.63	1350	11.0	37.4	2.37	.45	.62	.78	10.6	36.1	2.64	.45	.63	.80	10.2	34.7	2.95	.46	.64	.82	9.8	33.3	3.30	.46	.65	.84												
<b>HS29-036S — CR26-51 COOLING CAPACITY</b>																																						
17°C (63°F)	.47	1000	9.1	31.0	2.24	.74	.88	1.00	8.8	29.9	2.50	.75	.90	1.00	8.4	28.8	2.79	.77	.91	1.00	8.1	27.6	3.13	.78	.93	1.00												
	.56	1200	9.3	31.9	2.26	.78	.94	1.00	9.0	30.8	2.52	.79	.95	1.00	8.7	29.7	2.81	.81	.97	1.00	8.4	28.5	3.15	.83	.99	1.00												
	.66	1400	9.6	32.8	2.27	.83	.98	1.00	9.3	31.7	2.53	.84	.99	1.00	9.0	30.6	2.83	.86	1.00	1.00	8.7	29.6	3.17	.88	1.00	1.00												
19°C (67°F)	.47	1000	9.7	33.0	2.28	.58	.72	.85	9.3	31.9	2.54	.58	.72	.86	9.0	30.7	2.83	.59	.74	.88	8.6	29.4	3.18	.60	.76	.90												
	.56	1200	9.9	33.9	2.29	.60	.76	.91	9.6	32.7	2.56	.61	.77	.92	9.2	31.4	2.85	.62	.79	.94	8.8	30.1	3.19	.63	.81	.96												
	.66	1400	10.1	34.5	2.31	.63	.80	.96	9.8	33.3	2.57	.64	.82	.97	9.4	32.0	2.87	.65	.84	.99	9.0	30.7	3.21	.66	.85	1.00												
22°C (71°F)	.47	1000	10.3	35.3	2.32	.43	.56	.69	10.0	34.1	2.58	.43	.57	.70	9.6	32.9	2.88	.43	.57	.71	9.2	31.5	3.23	.44	.58	.73												
	.56	1200	10.6	36.2	2.33	.44	.59	.73	10.2	34.9	2.60	.44	.60	.75	9.8	33.6	2.90	.44	.60	.76	9.4	32.2	3.24	.45	.61	.78												
	.66	1400	10.8	36.8	2.35	.45	.61	.78	10.4	35.5	2.61	.45	.63	.80	10.0	34.1	2.91	.46	.64	.81	9.6	32.7	3.26	.46	.65	.83												
<b>HS29-036S — CH33-36A/B/C-F - CH23-41 COOLING CAPACITY</b>																																						
17°C (63°F)	.47	1000	9.1	31.0	2.26	.76	.90	1.00	8.8	29.9	2.52	.76	.91	1.00	8.4	28.8	2.81	.78	.93	1.00	8.1	27.7	3.16	.79	.95	1.00												
	.56	1200	9.4	32.0	2.28	.80	.95	1.00	9.1	30.9	2.54	.82	.97	1.00	8.7	29.8	2.84	.83	.98	1.00	8.4	28.7	3.18	.85	.99	1.00												
	.66	1400	9.6	32.9	2.29	.85	.99	1.00	9.3	31.8	2.56	.86	1.00	1.00	9.0	30.8	2.86	.88	1.00	1.00	8.7	29.7	3.20	.90	1.00	1.00												
19°C (67°F)	.47	1000	9.6	32.9	2.29	.59	.73	.87	9.3	31.7	2.56	.59	.74	.88	8.9	30.5	2.85	.60	.75	.90	8.6	29.3	3.20	.61	.77	.92												
	.56	1200	9.9	33.7	2.31	.61	.78	.93	9.5	32.5	2.57	.62	.79	.94	9.2	31.3	2.87	.63	.81	.96	8.8	30.0	3.22	.64	.83	.98												
	.66	1400	10.1	34.3	2.32	.64	.83	.97	9.7	33.1	2.59	.65	.84	.99	9.3	31.8	2.89	.67	.86	1.00	9.0	30.6	3.23	.68	.88	1.00												
22°C (71°F)	.47	1000	10.3	35.1	2.33	.43	.57	.70	9.9	33.8	2.60	.43	.58	.71	9.6	32.6	2.90	.44	.58	.73	9.2	31.3	3.25	.44	.59	.74												
	.56	1200	10.5	35.8	2.35	.44	.60	.75	10.1	34.6	2.61	.45	.61	.77	9.8	33.3	2.92	.45	.62	.78	9.4	32.0	3.27	.45	.63	.80												
	.66	1400	10.7	36.4	2.36	.45	.63	.81	10.3	35.1	2.63	.46	.64	.82	9.9	33.8	2.93	.46	.65	.84	9.5	32.4	3.28	.47	.67	.86												
<b>HS29-036S — CH33-48C-F - CH23-51 COOLING CAPACITY</b>																																						
17°C (63°F)	.47	1000	9.2	31.5	2.27	.75	.90	1.00	8.9	30.4	2.53	.76	.91	1.00	8.6	29.3	2.83	.78	.93	1.00	8.2	28.1	3.17	.79	.95	1.00												
	.56	1200	9.6	32.6	2.29	.80	.95	1.00	9.2	31.4	2.55	.81	.97	1.00	8.9	30.3	2.85	.83	.98	1.00	8.6	29.2	3.19	.85	1.00	1.00												
	.66	1400	9.8	33.5	2.30	.85	.99	1.00	9.5	32.5	2.56	.86	1.00	1.00	9.2	31.4	2.87	.88	1.00	1.00	8.9	30.3	3.21	.90	1.00	1.00												
19°C (67°F)	.47	1000	9.8	33.5	2.30	.58	.73	.86	9.5	32.3	2.56	.59	.74	.88	9.1	31.1	2.87	.60	.75	.90	8.8	29.9	3.21	.61	.77	.92												
	.56	1200	10.1	34.4	2.32	.61	.78	.93	9.7	33.1	2.58	.62	.79	.94	9.3	31.9	2.88	.63	.81	.96	9.0	30.6	3.23	.64	.82	.97												
	.66	1400	10.3	35.0	2.33	.64	.83	.97	9.9	33.8	2.59	.65	.84	.99	9.5	32.5	2.90	.66	.86	1.00	9.1	31.1	3.24	.67	.88	1.00												
22°C (71°F)	.47	1000	10.5	35.8	2.34	.43	.57	.70	10.1	34.5	2.61	.43	.57	.71	9.8	33.3	2.91	.44	.58	.73	9.3	31.9	3.26	.44	.59	.74												
	.56	1200	10.7	36.6	2.36	.44	.60	.75	10.3	35.3	2.63	.44	.61	.77	10.0	34.0	2.93	.45	.62	.78	9.6	32.6	3.28	.45	.63	.80												
	.66	1400	10.9	37.2	2.37	.45	.63	.80	10.5	35.9	2.64	.46	.64	.82	10.1	34.5	2.94	.46	.65	.84	9.7	33.1	3.29	.47	.67	.86												
<b>HS29-036S — 36HXO COOLING CAPACITY</b>																																						
17°C (63°F)	.42	900	8.4	28.6	2.23	.74	.88	.99	8.1	27.7	2.48	.75	.89	.99	7.8	26.7	2.78	.76	.91	1.00	7.5	25.7	3.12	.77	.92	1.00												
	.49	1050	8.6	29.3	2.24	.78	.92	1.00	8.3	28.4	2.50	.79	.93	1.00	8.0	27.4	2.79	.80	.95	1.00	7.7	26.4	3.14	.82	.97	1.00												
	.56	1200	8.8	30.0	2.25	.81	.96	1.00	8.5	29.0	2.51	.82	.97	1.00	8.2	28.1	2.81	.84	.98	1.00	7.9	27.0	3.15	.86	1.00	1.00												
19°C (67°F)	.42	900	8.9	30.3	2.25	.57	.71	.85	8.6	29.3	2.51	.58	.72	.86	8.3	28.2	2.81	.59	.74	.88	8.0	27.2	3.15	.60	.75	.89												
	.49	1050	9.1	30.9	2.26	.60	.75	.89	8.8	29.9	2.52	.61	.76	.91	8.4	28.8	2.82	.61	.78	.92	8.1	27.7	3.16	.62	.79	.94												
	.56	1200	9.2	31.4	2.27	.62	.79	.93	8.9	30.3	2.53	.63	.81	.95	8.6	29.3	2.83	.64	.82	.96	8.2	28.1	3.17	.65	.84	.98												
22°C (71°F)	.42	900	9.4	32.2	2.28	.43	.56	.69	9.1	31.2	2.54	.43	.56	.70	8.8	30.1	2.84	.43	.57	.71	8.5	29.0	3.19	.43	.58	.72												
	.49	1050	9.6	32.8	2.29	.44	.58	.73	9.3	31.7	2.55	.44	.59	.74	9.0	30.6	2.86	.44	.60	.76	8.6	29.5	3.20	.44	.61	.77												
	.56	1200	9.8	33.3	2.30	.44	.61	.77	9.4	32.2	2.56	.45	.61	.78	9.1	31.1	2.87	.45	.62	.80	8.8	29.9	3.21	.45	.64	.81												
<b>HS29-036S — CB29M-31/41 COOLING CAPACITY</b>																																						
17°C (63°F)	.47	1000	9.0	30.6	2.25	.75	.90	1.00	8.7	29.6	2.51	.76	.91	1.00	8.4	28.5	2.81	.77	.93	1.00	8.0	27.4	3.16	.79	.94	1.00												
	.56	1200	9.2	31.5	2.27	.79	.95	1.00	8.9	30.5	2.53	.81	.96	1.00	8.6	29.4	2.83	.82	.98	1.00	8.3	28.3	3.17	.84	.99	1.00												
	.66	1400	9.5	32.3	2.28	.84	.98	1.00	9.2	31.3	2.54	.85	.99	1.00	8.9	30.3	2.84	.87	1.00	1.00	8.6	29.2	3.19	.89	1.00	1.00												
19°C (67°F)	.47	1000	9.5	32.5	2.28	.58	.72	.86	9.2	31.4	2.55	.59	.74	.88	8.9	30.2	2.84	.60	.75	.89	8.5	29.0	3.19	.60	.77	.91												
	.56	1200	9.7	33.2	2.30	.61	.77	.92	9.4	32.1	2.56	.62	.79	.94	9.1	30.9	2.86	.62	.80	.95	8.7	29.7	3.21	.64	.82	.97												
	.66	1400	9.9	33.8	2.31	.64	.82	.97	9.6	32.6	2.57	.64	.83	.98																								

# RATINGS - 50HZ

NOTE For Temperatures and Capacities not shown, see bulletin — Cooling Unit Rating Table Correction Factor Data in Miscellaneous Engineering Data Section. All values are gross capacities and do not include evaporator coil blower motor heat deduction.

Entering Wet Bulb Temperature	Total Air Volume		Outdoor Air Temperature Entering Outdoor Coil																							
			29°C (85°F)						35°C (95°F)						41°C (105°F)						46°C (115°F)					
			Total Cooling Capacity		Sensible To Total Ratio (S/T)		Comp Motor kW Input	Total Cooling Capacity		Sensible To Total Ratio (S/T)		Comp Motor kW Input	Total Cooling Capacity		Sensible To Total Ratio (S/T)		Comp Motor kW Input	Total Cooling Capacity		Sensible To Total Ratio (S/T)		Comp Motor kW Input				
			kW	kBtuh	Dry Bulb	Dry Bulb		Dry Bulb	Dry Bulb	Dry Bulb	Dry Bulb		Dry Bulb	Dry Bulb	Dry Bulb	Dry Bulb		Dry Bulb	Dry Bulb	Dry Bulb	Dry Bulb		Dry Bulb			
m³/s	cfm	24°C 75°F	27°C 80°F	29°C 85°F	kW	kBtuh	24°C 75°F	27°C 80°F	29°C 85°F	kW	kBtuh	24°C 75°F	27°C 80°F	29°C 85°F	kW	kBtuh	24°C 75°F	27°C 80°F	29°C 85°F	kW	kBtuh	24°C 75°F	27°C 80°F	29°C 85°F		
<b>HS29-048S — C33-48B/C COOLING CAPACITY</b>																										
17°C (63°F)	.66	1400	12.1	41.2	2.90	.76	.92	1.00	11.6	39.7	3.27	.78	.93	1.00	11.2	38.2	3.70	.79	.95	1.00	10.7	36.6	4.20	.81	.96	1.00
	.75	1600	12.3	42.1	2.91	.80	.95	1.00	11.9	40.6	3.28	.82	.97	1.00	11.5	39.1	3.72	.83	.98	1.00	11.0	37.5	4.22	.85	1.00	1.00
	.85	1800	12.6	43.0	2.92	.83	.98	1.00	12.2	41.5	3.29	.85	1.00	1.00	11.7	40.0	3.73	.87	1.00	1.00	11.3	38.5	4.24	.89	1.00	1.00
19°C (67°F)	.66	1400	12.8	43.6	2.93	.59	.74	.88	12.3	42.0	3.31	.60	.75	.90	11.8	40.3	3.74	.61	.77	.92	11.3	38.6	4.24	.62	.79	.94
	.75	1600	13.0	44.3	2.94	.61	.78	.93	12.5	42.7	3.32	.62	.79	.94	12.0	41.0	3.75	.63	.81	.96	11.5	39.2	4.26	.64	.83	.98
	.85	1800	13.2	44.9	2.95	.63	.82	.96	12.7	43.3	3.33	.64	.83	.98	12.2	41.5	3.77	.65	.85	.99	11.6	39.7	4.28	.67	.87	1.00
22°C (71°F)	.66	1400	13.6	46.4	2.97	.44	.58	.72	13.1	44.7	3.35	.44	.58	.73	12.6	43.0	3.79	.44	.59	.75	12.0	41.1	4.30	.45	.61	.77
	.75	1600	13.8	47.1	2.98	.44	.60	.76	13.3	45.4	3.36	.44	.61	.77	12.8	43.6	3.80	.45	.62	.79	12.2	41.7	4.31	.46	.63	.81
	.85	1800	14.0	47.7	2.99	.45	.62	.79	13.5	45.9	3.37	.46	.63	.81	12.9	44.1	3.81	.46	.64	.83	12.3	42.1	4.33	.47	.66	.85
<b>HS29-048S — C33-60D COOLING CAPACITY</b>																										
17°C (63°F)	.66	1400	12.2	41.5	2.76	.76	.92	1.00	11.7	40.0	3.11	.78	.93	1.00	11.3	38.4	3.52	.79	.95	1.00	10.8	36.7	4.00	.81	.97	1.00
	.75	1600	12.4	42.4	2.77	.80	.96	1.00	12.0	40.9	3.13	.81	.97	1.00	11.5	39.3	3.54	.83	.99	1.00	11.0	37.7	4.02	.85	1.00	1.00
	.85	1800	12.7	43.3	2.78	.84	.99	1.00	12.3	41.8	3.14	.85	1.00	1.00	11.8	40.3	3.56	.87	1.00	1.00	11.3	38.7	4.04	.89	1.00	1.00
19°C (67°F)	.66	1400	12.9	44.0	2.80	.59	.74	.88	12.4	42.4	3.15	.60	.75	.90	11.9	40.6	3.57	.61	.77	.92	11.4	38.8	4.05	.62	.79	.94
	.75	1600	13.1	44.8	2.81	.61	.78	.93	12.6	43.1	3.17	.62	.79	.94	12.1	41.3	3.58	.63	.81	.96	11.5	39.4	4.06	.64	.83	.98
	.85	1800	13.3	45.4	2.82	.63	.81	.97	12.8	43.7	3.18	.64	.83	.98	12.3	41.8	3.59	.66	.85	.99	11.7	39.9	4.07	.67	.87	1.00
22°C (71°F)	.66	1400	13.7	46.9	2.84	.43	.58	.72	13.2	45.2	3.20	.44	.58	.73	12.7	43.3	3.62	.44	.59	.75	12.1	41.4	4.10	.44	.60	.76
	.75	1600	14.0	47.6	2.85	.44	.60	.75	13.4	45.8	3.22	.45	.61	.77	12.9	44.0	3.63	.45	.62	.79	12.3	42.0	4.12	.45	.63	.81
	.85	1800	14.1	48.2	2.86	.45	.62	.79	13.6	46.4	3.22	.45	.63	.81	13.0	44.4	3.64	.46	.65	.83	12.4	42.4	4.13	.47	.66	.85
<b>HS29-048S — CR26-51 COOLING CAPACITY</b>																										
17°C (63°F)	.66	1400	11.8	40.4	2.87	.76	.91	1.00	11.4	39.0	3.24	.77	.92	1.00	11.0	37.4	3.67	.79	.94	1.00	10.5	35.8	4.17	.80	.96	1.00
	.75	1600	12.1	41.3	2.88	.79	.95	1.00	11.7	39.8	3.25	.80	.96	1.00	11.2	38.3	3.68	.82	.98	1.00	10.8	36.7	4.18	.84	.99	1.00
	.85	1800	12.3	42.1	2.89	.82	.98	1.00	11.9	40.6	3.27	.84	.99	1.00	11.5	39.1	3.70	.86	1.00	1.00	11.0	37.6	4.20	.88	1.00	1.00
19°C (67°F)	.66	1400	12.6	42.9	2.91	.59	.73	.87	12.1	41.3	3.28	.59	.75	.89	11.6	39.6	3.71	.60	.76	.91	11.1	37.9	4.21	.61	.78	.93
	.75	1600	12.8	43.6	2.92	.61	.77	.92	12.3	42.0	3.29	.61	.78	.94	11.8	40.3	3.72	.63	.80	.95	11.3	38.5	4.23	.64	.82	.97
	.85	1800	13.0	44.2	2.92	.63	.80	.96	12.5	42.5	3.30	.64	.82	.97	12.0	40.8	3.74	.65	.84	.99	11.4	39.0	4.24	.66	.86	1.00
22°C (71°F)	.66	1400	13.4	45.7	2.95	.43	.57	.71	12.9	44.0	3.33	.43	.58	.72	12.4	42.2	3.76	.44	.59	.74	11.8	40.4	4.27	.44	.60	.76
	.75	1600	13.6	46.3	2.96	.44	.59	.75	13.1	44.6	3.34	.44	.60	.76	12.5	42.8	3.77	.45	.61	.78	12.0	41.0	4.29	.45	.62	.80
	.85	1800	13.7	46.9	2.97	.45	.61	.78	13.2	45.2	3.35	.45	.62	.80	12.7	43.3	3.79	.46	.64	.82	12.1	41.4	4.29	.46	.65	.84
<b>HS29-048S — CR26-65 COOLING CAPACITY</b>																										
17°C (63°F)	.66	1400	12.2	41.5	2.81	.77	.92	1.00	11.7	40.0	3.17	.78	.94	1.00	11.3	38.4	3.59	.80	.95	1.00	10.8	36.7	4.07	.82	.98	1.00
	.75	1600	12.4	42.4	2.82	.80	.96	1.00	12.0	40.9	3.19	.82	.98	1.00	11.5	39.3	3.60	.84	.99	1.00	11.0	37.7	4.09	.86	1.00	1.00
	.85	1800	12.7	43.3	2.84	.84	.99	1.00	12.3	41.9	3.20	.86	1.00	1.00	11.8	40.3	3.62	.88	1.00	1.00	11.4	38.8	4.11	.90	1.00	1.00
19°C (67°F)	.66	1400	12.9	44.0	2.85	.59	.75	.89	12.4	42.3	3.21	.60	.76	.91	11.9	40.6	3.63	.61	.77	.92	11.4	38.8	4.12	.62	.79	.95
	.75	1600	13.1	44.7	2.86	.62	.78	.93	12.6	43.0	3.22	.62	.80	.95	12.1	41.2	3.64	.64	.82	.97	11.5	39.4	4.13	.65	.84	.99
	.85	1800	13.3	45.3	2.87	.64	.82	.97	12.8	43.6	3.23	.65	.84	.99	12.3	41.8	3.66	.66	.85	1.00	11.7	39.9	4.15	.68	.88	1.00
22°C (71°F)	.66	1400	13.7	46.9	2.89	.43	.58	.72	13.2	45.1	3.26	.44	.59	.73	12.7	43.2	3.68	.44	.60	.75	12.1	41.3	4.18	.45	.61	.77
	.75	1600	14.0	47.6	2.91	.44	.60	.76	13.4	45.8	3.27	.45	.61	.78	12.8	43.8	3.70	.45	.62	.79	12.3	41.9	4.19	.46	.64	.81
	.85	1800	14.1	48.1	2.91	.45	.63	.80	13.5	46.2	3.28	.46	.64	.81	13.0	44.3	3.71	.46	.65	.84	12.4	42.3	4.20	.47	.67	.86
<b>HS29-048S — CH33-44B-F - CH23-51 COOLING CAPACITY</b>																										
17°C (63°F)	.66	1400	11.9	40.6	2.77	.77	.93	1.00	11.5	39.2	3.12	.79	.94	1.00	11.0	37.7	3.53	.80	.96	1.00	10.6	36.1	4.02	.82	.98	1.00
	.75	1600	12.2	41.6	2.78	.81	.96	1.00	11.8	40.1	3.14	.83	.98	1.00	11.3	38.6	3.55	.84	.99	1.00	10.9	37.1	4.03	.86	1.00	1.00
	.85	1800	12.4	42.4	2.79	.85	1.00	1.00	12.0	41.0	3.15	.87	1.00	1.00	11.6	39.6	3.57	.88	1.00	1.00	11.1	38.0	4.06	.90	1.00	1.00
19°C (67°F)	.66	1400	12.6	42.9	2.80	.60	.75	.90	12.1	41.3	3.16	.61	.77	.91	11.6	39.7	3.57	.62	.78	.93	11.1	37.9	4.05	.63	.80	.95
	.75	1600	12.8	43.6	2.81	.62	.79	.94	12.3	42.0	3.17	.63	.81	.96	11.8	40.3	3.58	.64	.82	.97	11.3	38.5	4.07	.66	.84	.99
	.85	1800	12.9	44.1	2.82	.64	.83	.98	12.5	42.5	3.18	.65	.85	.99	12.0	40.8	3.60	.67	.87	1.00	11.4	39.0	4.09	.68	.88	1.00
22°C (71°F)	.66	1400	13.4	45.6	2.84	.44	.58	.72	12.9	43.9	3.20	.44	.59	.74	12.3	42.1	3.62	.44	.60	.75	11.8	40.3	4.11	.45	.62	.78
	.75	1600	13.5	46.2	2.85	.45	.61	.77	13.0	44.5	3.22	.45	.62	.79	12.5	42.7	3.63	.45	.63	.80	12.0	40.8	4.13	.46	.64	.82
	.85	1800	13.7	46.7	2.86	.46	.64	.81	13.2	45.0	3.22	.46	.65	.83	12.7	43.2	3.64	.47	.66	.84	12.1	41.3	4.13	.47	.67	.87
<b>HS29-048S — CH33-50C-F - CH23-65 COOLING CAPACITY</b>																										
17°C (63°F)	.66	1400	12.0	41.1	2.77	.77	.92	1.00	11.6	39.6	3.13	.79	.94	1.00	11.1	38.0	3.55	.80	.96	1.00	10.7	36.4	4.03	.82	.98	1.00
	.75	1600	12.3	42.0	2.79	.81	.97	1.00	11.9	40.5	3.15	.83	.98	1.00	11.4	39.0	3.56	.85	.99	1.00	11.0	37.5	4.04	.86	1.00	1.00
	.85	1800	12.6	43.0	2.80	.85	.99	1.00	12.2	41.5	3.16	.86	1.00	1.00	11.7	40.0	3.58	.88	1.00	1.00	11.3	38.5	4.06	.90	1.00	1.00
19°C (67°F)	.66	1400	12.7	43.5	2.81	.60	.75	.89	12.3	41.8	3.17	.61	.77	.91	11.8	40.1	3.59	.61	.78	.93	11.2	38.3	4.07	.62	.80	.95
	.75	1600	13.0	44.2	2.82	.62	.79	.94	12.5	42.5	3.18	.63	.80	.96	12.0	40.8	3.60	.64								

# RATINGS - 50HZ

NOTE For Temperatures and Capacities not shown, see bulletin — Cooling Unit Rating Table Correction Factor Data in Miscellaneous Engineering Data Section. All values are gross capacities and do not include evaporator coil blower motor heat deduction.

Entering Wet Bulb Temperature	Total Air Volume		Outdoor Air Temperature Entering Outdoor Coil																								
			29°C (85°F)						35°C (95°F)						41°C (105°F)						46°C (115°F)						
			Total Cooling Capacity		Comp Motor kW Input	Sensible To Total Ratio (S/T)			Total Cooling Capacity		Comp Motor kW Input	Sensible To Total Ratio (S/T)			Total Cooling Capacity		Comp Motor kW Input	Sensible To Total Ratio (S/T)			Total Cooling Capacity		Comp Motor kW Input	Sensible To Total Ratio (S/T)			
						Dry Bulb						Dry Bulb						Dry Bulb						Dry Bulb			
m³/s	cfm	kW	kBtu/h	24°C 75°F	27°C 80°F	29°C 85°F	kW	kBtu/h	24°C 75°F	27°C 80°F	29°C 85°F	kW	kBtu/h	24°C 75°F	27°C 80°F	29°C 85°F	kW	kBtu/h	24°C 75°F	27°C 80°F	29°C 85°F	kW	kBtu/h	24°C 75°F	27°C 80°F	29°C 85°F	
<b>HS29-048S — CB29M-31/41 COOLING CAPACITY</b>																											
17°C (63°F)	.66	1400	11.4	38.8	2.78	.77	.92	1.00	11.0	37.5	3.14	.78	.93	1.00	10.6	36.1	3.56	.80	.95	1.00	10.1	34.6	4.04	.82	.97	1.00	
	.75	1600	11.6	39.6	2.79	.81	.96	1.00	11.2	38.3	3.15	.82	.97	1.00	10.8	36.8	3.57	.84	.98	1.00	10.4	35.4	4.06	.86	.99	1.00	
	.85	1800	11.8	40.4	2.80	.84	.98	1.00	11.4	39.0	3.16	.85	.99	1.00	11.0	37.6	3.59	.87	1.00	1.00	10.6	36.2	4.07	.89	1.00	1.00	
19°C (67°F)	.66	1400	12.0	40.9	2.81	.60	.75	.89	11.6	39.5	3.17	.60	.76	.91	11.1	38.0	3.58	.61	.78	.92	10.6	36.3	4.07	.62	.80	.94	
	.75	1600	12.2	41.6	2.81	.62	.78	.93	11.8	40.1	3.17	.62	.80	.95	11.3	38.5	3.59	.63	.82	.96	10.8	36.9	4.08	.65	.83	.98	
	.85	1800	12.3	42.0	2.82	.64	.82	.96	11.9	40.6	3.18	.65	.83	.98	11.4	39.0	3.60	.66	.85	.99	10.9	37.3	4.10	.67	.87	1.00	
22°C (71°F)	.66	1400	12.7	43.5	2.84	.44	.58	.73	12.3	41.9	3.21	.44	.59	.74	11.8	40.3	3.63	.44	.60	.76	11.3	38.6	4.12	.45	.61	.77	
	.75	1600	12.9	44.1	2.85	.44	.60	.76	12.5	42.5	3.22	.45	.61	.78	12.0	40.9	3.64	.45	.62	.79	11.5	39.1	4.13	.46	.64	.81	
	.85	1800	13.0	44.5	2.86	.45	.63	.80	12.6	42.9	3.22	.46	.64	.82	12.1	41.3	3.65	.46	.65	.84	11.6	39.5	4.14	.47	.66	.85	
<b>HS29-048S — CB29M-51 COOLING CAPACITY</b>																											
17°C (63°F)	.66	1400	12.0	41.0	2.82	.77	.92	1.00	11.6	39.6	3.18	.78	.93	1.00	11.1	38.0	3.60	.80	.95	1.00	10.7	36.4	4.09	.82	.97	1.00	
	.75	1600	12.3	41.9	2.83	.81	.96	1.00	11.8	40.4	3.19	.82	.98	1.00	11.4	38.9	3.61	.84	.99	1.00	10.9	37.3	4.10	.85	1.00	1.00	
	.85	1800	12.5	42.8	2.84	.84	.99	1.00	12.1	41.3	3.20	.86	1.00	1.00	11.7	39.8	3.63	.87	1.00	1.00	11.2	38.3	4.12	.89	1.00	1.00	
19°C (67°F)	.66	1400	12.7	43.4	2.85	.59	.75	.89	12.3	41.8	3.22	.60	.76	.90	11.8	40.1	3.64	.61	.78	.92	11.2	38.3	4.13	.62	.79	.94	
	.75	1600	12.9	44.1	2.86	.61	.78	.93	12.5	42.5	3.23	.63	.80	.95	11.9	40.7	3.65	.63	.82	.97	11.4	38.9	4.15	.65	.84	.98	
	.85	1800	13.1	44.7	2.87	.64	.82	.97	12.6	43.0	3.24	.65	.83	.98	12.1	41.2	3.66	.66	.85	.99	11.5	39.4	4.15	.67	.88	1.00	
22°C (71°F)	.66	1400	13.5	46.2	2.89	.44	.58	.72	13.0	44.5	3.26	.44	.59	.74	12.5	42.7	3.69	.44	.60	.75	12.0	40.9	4.18	.44	.61	.77	
	.75	1600	13.7	46.8	2.91	.44	.60	.76	13.2	45.1	3.27	.45	.61	.78	12.7	43.3	3.70	.45	.62	.79	12.1	41.3	4.20	.46	.64	.81	
	.85	1800	13.9	47.4	2.91	.45	.63	.80	13.4	45.6	3.28	.46	.64	.82	12.8	43.7	3.71	.46	.65	.83	12.3	41.8	4.21	.47	.67	.85	
<b>HS29-062S — CR26-51 COOLING CAPACITY</b>																											
17°C (63°F)	.80	1700	13.7	46.8	3.55	.76	.91	1.00	13.2	45.2	3.94	.77	.92	1.00	12.7	43.3	4.39	.79	.94	1.00	12.0	41.1	4.89	.81	.96	1.00	
	.89	1900	14.0	47.6	3.57	.79	.94	1.00	13.5	46.0	3.96	.80	.95	1.00	12.9	44.1	4.41	.82	.97	1.00	12.3	41.9	4.91	.84	.99	1.00	
	.99	2100	14.2	48.4	3.59	.81	.97	1.00	13.7	46.8	3.98	.83	.98	1.00	13.2	44.9	4.42	.85	.99	1.00	12.5	42.8	4.94	.87	1.00	1.00	
19°C (67°F)	.80	1700	14.6	49.7	3.62	.59	.74	.88	14.1	48.0	4.01	.59	.75	.89	13.5	45.9	4.45	.60	.76	.91	12.7	43.4	4.97	.62	.79	.94	
	.89	1900	14.8	50.4	3.64	.60	.76	.91	14.2	48.6	4.02	.61	.78	.93	13.6	46.5	4.47	.62	.80	.95	12.9	44.0	4.98	.64	.82	.97	
	.99	2100	14.9	51.0	3.65	.62	.79	.94	14.4	49.2	4.04	.63	.80	.96	13.8	47.0	4.49	.64	.83	.97	13.0	44.5	5.00	.66	.85	.99	
22°C (71°F)	.80	1700	15.6	53.1	3.70	.43	.57	.71	15.0	51.3	4.09	.43	.58	.72	14.4	49.0	4.54	.44	.59	.74	13.6	46.4	5.06	.44	.60	.76	
	.89	1900	15.8	53.8	3.72	.44	.59	.74	15.2	51.9	4.11	.44	.60	.75	14.5	49.6	4.56	.45	.61	.77	13.7	46.9	5.08	.45	.62	.79	
	.99	2100	15.9	54.4	3.73	.44	.61	.77	15.4	52.4	4.12	.45	.62	.78	14.7	50.1	4.58	.45	.63	.80	13.9	47.4	5.09	.46	.64	.83	
<b>HS29-062S — CR26-65 COOLING CAPACITY</b>																											
17°C (63°F)	.85	1800	14.7	50.3	3.62	.79	.94	1.00	14.2	48.6	4.01	.80	.95	1.00	13.6	46.5	4.45	.82	.97	1.00	12.9	44.1	4.96	.84	.99	1.00	
	.94	2000	15.0	51.2	3.64	.82	.97	1.00	14.5	49.5	4.03	.83	.98	1.00	13.9	47.4	4.48	.85	1.00	1.00	13.2	45.2	4.99	.87	1.00	1.00	
	1.04	2200	15.3	52.1	3.66	.84	.99	1.00	14.8	50.4	4.05	.86	1.00	1.00	14.2	48.4	4.50	.88	1.00	1.00	13.5	46.1	5.02	.91	1.00	1.00	
19°C (67°F)	.85	1800	15.6	53.3	3.69	.60	.76	.91	15.1	51.4	4.08	.61	.77	.92	14.4	49.0	4.53	.62	.79	.95	13.6	46.3	5.03	.64	.82	.97	
	.94	2000	15.8	54.0	3.70	.62	.79	.94	15.2	52.0	4.10	.63	.81	.96	14.5	49.6	4.54	.64	.83	.98	13.7	46.9	5.05	.66	.85	1.00	
	1.04	2200	16.0	54.6	3.72	.64	.82	.97	15.4	52.6	4.11	.65	.84	.98	14.7	50.2	4.56	.66	.86	1.00	13.9	47.4	5.07	.68	.88	1.00	
22°C (71°F)	.85	1800	16.6	56.8	3.77	.44	.59	.74	16.1	54.8	4.16	.44	.60	.75	15.3	52.3	4.62	.45	.61	.77	14.5	49.4	5.13	.45	.62	.79	
	.94	2000	16.9	57.5	3.79	.45	.61	.77	16.2	55.4	4.18	.45	.62	.78	15.5	52.9	4.63	.45	.63	.80	14.6	49.9	5.15	.46	.65	.83	
	1.04	2200	17.0	58.1	3.80	.45	.63	.80	16.4	55.9	4.20	.46	.64	.81	15.6	53.4	4.65	.46	.65	.84	14.7	50.3	5.16	.47	.67	.87	
<b>HS29-062S — CH23-65 COOLING CAPACITY</b>																											
17°C (63°F)	.85	1800	14.9	50.7	3.63	.79	.94	1.00	14.3	48.9	4.02	.81	.96	1.00	13.7	46.9	4.47	.82	.98	1.00	13.0	44.5	4.99	.85	1.00	1.00	
	.94	2000	15.1	51.6	3.65	.82	.97	1.00	14.6	49.9	4.05	.84	.99	1.00	14.0	47.9	4.50	.86	1.00	1.00	13.4	45.6	5.02	.88	1.00	1.00	
	1.04	2200	15.4	52.6	3.67	.85	.99	1.00	14.9	50.9	4.07	.87	1.00	1.00	14.3	48.9	4.53	.89	1.00	1.00	13.7	46.6	5.05	.91	1.00	1.00	
19°C (67°F)	.85	1800	15.6	53.4	3.70	.61	.77	.92	15.1	51.5	4.09	.62	.78	.93	14.4	49.3	4.54	.63	.80	.95	13.6	46.5	5.06	.64	.83	.97	
	.94	2000	15.9	54.1	3.71	.63	.80	.95	15.3	52.2	4.11	.64	.82	.96	14.6	49.9	4.56	.65	.84	.98	13.8	47.1	5.07	.67	.86	1.00	
	1.04	2200	16.0	54.7	3.72	.65	.83	.98	15.5	52.8	4.12	.66	.85	.99	14.8	50.4	4.58	.67	.87	1.00	14.0	47.7	5.09	.69	.89	1.00	
22°C (71°F)	.85	1800	16.7	56.9	3.78	.44	.59	.75	16.1	54.9	4.18	.44	.60	.76	15.4	52.5	4.63	.45	.62	.78	14.5	49.6	5.15	.45	.63	.80	
	.94	2000	16.9	57.6	3.79	.45	.61	.78	16.3	55.5	4.19	.45	.63	.79	15.5	53.0	4.65	.46	.64	.81	14.7	50.1	5.16	.46	.65	.84	
	1.04	2200	17.0	58.1	3.81	.46	.64	.81	16.4	56.0	4.20	.46	.65	.83	15.7	53.5	4.66	.47	.66	.85	14.8	50.5	5.18	.47	.68	.87	
<b>HS29-062S — CH23-68 COOLING CAPACITY</b>																											
17°C (63°F)	.85	1800	15.4	52.5	3.68	.79	.95	1.00	14.8	50.6	4.07	.81	.97	1.00	14.2	48.4	4.52	.83	.99	1.00	13.5	45.9	5.03	.85	1.00	1.00	
	.94	2000	15.7	53.5	3.70	.83	.98	1.00	15.2	51.7	4.10	.84	1.00	1.00	14.5	49.6	4.55	.86	1.00	1.00	13.8	47.2	5.06	.89	1.00	1.00	
	1.04	2200	16.0	54.7	3.73	.86	1.00	1.00	15.5	52.9	4.12	.88	1.00	1.00	14.9	50.8	4.58	.90	1.00	1.00	14.1	48.2	5.10	.92	1.00	1.00	
19°C (67°F)	.85	1800	16.3	55.5	3.75	.61	.77	.92	15.6	53.4	4.14	.62	.78	.94	14.9	51.0	4.59	.63	.80	.96	14.1	48.0	5.10	.64	.83	.99	
	.94	2000	16.5	56.3	3.77	.63	.80	.96	15.9	54.2	4.16	.64	.82	.97	15.1	51.6	4.61	.65	.84	.99	14.2	48.6	5.12	.67	.87	1.00	

# RATINGS – 50HZ

NOTE For Temperatures and Capacities not shown, see bulletin — Cooling Unit Rating Table Correction Factor Data in Miscellaneous Engineering Data Section. All values are gross capacities and do not include evaporator coil blower motor heat deduction.

Entering Wet Bulb Temperature	Total Air Volume		Outdoor Air Temperature Entering Outdoor Coil																							
			29°C (85°F)						35°C (95°F)						41°C (105°F)						46°C (115°F)					
			Total Cooling Capacity		Sensible To Total Ratio (S/T)		Comp Motor kW Input	Total Cooling Capacity		Sensible To Total Ratio (S/T)		Comp Motor kW Input	Total Cooling Capacity		Sensible To Total Ratio (S/T)		Comp Motor kW Input	Total Cooling Capacity		Sensible To Total Ratio (S/T)		Comp Motor kW Input				
			kW	kBtu/h	Dry Bulb	Dry Bulb		Dry Bulb	Dry Bulb	Dry Bulb	Dry Bulb		Dry Bulb	Dry Bulb	Dry Bulb	Dry Bulb		Dry Bulb	Dry Bulb	Dry Bulb	Dry Bulb		Dry Bulb			
m³/s	cfm	24°C 75°F	27°C 80°F	29°C 85°F	kW	kBtu/h	24°C 75°F	27°C 80°F	29°C 85°F	kW	kBtu/h	24°C 75°F	27°C 80°F	29°C 85°F	kW	kBtu/h	24°C 75°F	27°C 80°F	29°C 85°F	kW	kBtu/h	24°C 75°F	27°C 80°F	29°C 85°F		
<b>HS29-062S — CB29M-65 COOLING CAPACITY</b>																										
17°C (63°F)	.85	1800	15.0	51.1	3.65	.79	.94	1.00	14.4	49.3	4.05	.80	.96	1.00	13.9	47.3	4.50	.82	.97	1.00	13.2	44.9	5.02	.84	.99	1.00
	.94	2000	15.2	52.0	3.67	.82	.97	1.00	14.7	50.3	4.07	.83	.98	1.00	14.2	48.3	4.52	.85	.99	1.00	13.5	46.0	5.04	.87	1.00	1.00
	1.04	2200	15.5	52.9	3.69	.84	.99	1.00	15.0	51.2	4.09	.86	1.00	1.00	14.4	49.2	4.55	.88	1.00	1.00	13.7	46.9	5.07	.90	1.00	1.00
19°C (67°F)	.85	1800	15.8	54.0	3.71	.60	.76	.91	15.3	52.1	4.11	.61	.78	.93	14.6	49.8	4.57	.62	.80	.94	13.8	47.1	5.08	.64	.82	.97
	.94	2000	16.0	54.7	3.73	.62	.79	.94	15.4	52.7	4.13	.63	.81	.96	14.8	50.4	4.58	.64	.83	.97	14.0	47.7	5.10	.66	.85	.99
	1.04	2200	16.2	55.3	3.74	.64	.82	.97	15.6	53.3	4.14	.65	.84	.98	14.9	51.0	4.60	.66	.86	.99	14.1	48.2	5.12	.68	.88	1.00
22°C (71°F)	.85	1800	16.9	57.6	3.79	.44	.59	.74	16.3	55.5	4.20	.44	.60	.75	15.6	53.1	4.66	.45	.61	.77	14.7	50.2	5.18	.45	.63	.80
	.94	2000	17.1	58.2	3.81	.45	.61	.77	16.4	56.1	4.21	.45	.62	.79	15.7	53.6	4.67	.46	.63	.81	14.9	50.7	5.19	.46	.65	.83
	1.04	2200	17.2	58.8	3.82	.45	.63	.80	16.6	56.6	4.22	.46	.64	.82	15.9	54.1	4.68	.46	.65	.84	15.0	51.1	5.21	.47	.67	.86
<b>HS29-062S — CB17-95/CBH17-95 COOLING CAPACITY</b>																										
17°C (63°F)	.94	2000	15.5	52.9	3.68	.83	.98	1.00	14.9	51.0	4.07	.84	1.00	1.00	14.4	49.0	4.52	.86	1.00	1.00	13.7	46.6	5.03	.89	1.00	1.00
	1.18	2500	16.3	55.7	3.74	.90	1.00	1.00	15.8	53.8	4.13	.92	1.00	1.00	15.2	51.7	4.59	.94	1.00	1.00	14.4	49.0	5.11	.97	1.00	1.00
	1.41	3000	17.0	57.9	3.79	.97	1.00	1.00	16.4	55.9	4.19	.98	1.00	1.00	15.7	53.6	4.65	1.00	1.00	1.00	14.9	50.8	5.17	1.00	1.00	1.00
19°C (67°F)	.94	2000	16.3	55.6	3.74	.63	.80	.96	15.7	53.5	4.13	.64	.82	.97	14.9	51.0	4.58	.65	.84	.99	14.1	48.1	5.09	.67	.87	1.00
	1.18	2500	16.7	57.1	3.78	.68	.88	1.00	16.1	55.0	4.17	.69	.90	1.00	15.4	52.5	4.62	.71	.92	1.00	14.5	49.5	5.14	.73	.95	1.00
	1.41	3000	17.1	58.5	3.81	.73	.95	1.00	16.5	56.3	4.21	.75	.97	1.00	15.8	53.8	4.66	.77	.99	1.00	14.9	50.8	5.18	.79	1.00	1.00
22°C (71°F)	.94	2000	17.3	59.2	3.83	.45	.62	.78	16.7	57.0	4.22	.45	.63	.80	15.9	54.3	4.68	.46	.64	.82	15.0	51.1	5.19	.47	.66	.84
	1.18	2500	17.7	60.5	3.86	.47	.67	.86	17.1	58.2	4.26	.48	.69	.88	16.2	55.4	4.71	.48	.70	.90	15.3	52.1	5.22	.49	.73	.93
	1.41	3000	18.0	61.4	3.89	.49	.73	.93	17.3	59.0	4.28	.50	.74	.95	16.5	56.2	4.74	.51	.76	.97	15.5	52.9	5.25	.52	.79	.99
<b>HS29-065S — C33-50C COOLING CAPACITY</b>																										
17°C (63°F)	.66	1400	15.6	53.4	3.73	.71	.84	.95	15.1	51.6	4.22	.72	.85	.96	14.5	49.6	4.76	.73	.86	.98	13.9	47.3	5.37	.74	.88	.99
	.75	1600	16.0	54.6	3.76	.73	.87	.98	15.4	52.7	4.24	.74	.89	.99	14.9	50.7	4.78	.76	.90	1.00	14.2	48.4	5.40	.77	.92	1.00
	.85	1800	16.3	55.6	3.78	.76	.91	1.00	15.8	53.8	4.26	.77	.92	1.00	15.2	51.7	4.80	.79	.94	1.00	14.5	49.4	5.42	.80	.96	1.00
19°C (67°F)	.66	1400	16.7	56.9	3.79	.56	.68	.80	16.1	54.9	4.27	.56	.69	.82	15.5	52.8	4.82	.57	.70	.83	14.8	50.4	5.43	.58	.72	.85
	.75	1600	17.0	58.0	3.81	.57	.71	.84	16.4	56.0	4.29	.58	.72	.86	15.8	53.8	4.83	.59	.73	.87	15.0	51.2	5.45	.59	.75	.89
	.85	1800	17.3	58.9	3.83	.59	.74	.88	16.6	56.8	4.30	.60	.75	.89	16.0	54.5	4.85	.60	.76	.91	15.2	52.0	5.47	.61	.78	.93
22°C (71°F)	.66	1400	17.8	60.6	3.85	.42	.54	.66	17.1	58.5	4.34	.42	.55	.66	16.5	56.3	4.89	.43	.55	.68	15.7	53.7	5.50	.43	.56	.69
	.75	1600	18.1	61.7	3.87	.43	.56	.68	17.5	59.6	4.36	.43	.56	.69	16.8	57.3	4.91	.43	.57	.71	16.0	54.6	5.52	.44	.58	.73
	.85	1800	18.3	62.6	3.89	.43	.57	.71	17.7	60.4	4.38	.44	.58	.72	17.0	58.0	4.93	.44	.59	.74	16.2	55.3	5.54	.44	.60	.76
<b>HS29-065S — C33-60D COOLING CAPACITY</b>																										
17°C (63°F)	.80	1700	16.7	56.9	3.78	.74	.89	.99	16.1	54.9	4.27	.75	.90	1.00	15.4	52.7	4.81	.77	.92	1.00	14.7	50.3	5.41	.79	.94	1.00
	.89	1900	17.0	57.9	3.80	.77	.92	1.00	16.4	55.9	4.28	.78	.94	1.00	15.7	53.7	4.82	.80	.95	1.00	15.0	51.2	5.43	.82	.97	1.00
	.99	2100	17.3	58.9	3.82	.80	.95	1.00	16.6	56.8	4.30	.81	.96	1.00	16.0	54.6	4.84	.83	.98	1.00	15.3	52.2	5.45	.85	.99	1.00
19°C (67°F)	.80	1700	17.7	60.4	3.84	.58	.72	.85	17.1	58.2	4.32	.59	.73	.87	16.4	55.8	4.87	.59	.75	.89	15.6	53.2	5.48	.60	.76	.91
	.89	1900	18.0	61.3	3.86	.59	.75	.89	17.3	59.1	4.34	.60	.76	.91	16.6	56.6	4.89	.61	.78	.93	15.8	53.9	5.49	.62	.80	.95
	.99	2100	18.2	62.0	3.87	.61	.77	.92	17.5	59.8	4.35	.62	.79	.94	16.8	57.3	4.90	.63	.81	.96	16.0	54.6	5.51	.64	.83	.98
22°C (71°F)	.80	1700	18.8	64.3	3.91	.43	.56	.70	18.2	62.1	4.39	.43	.57	.71	17.4	59.5	4.95	.44	.58	.72	16.6	56.7	5.56	.44	.59	.74
	.89	1900	19.1	65.2	3.93	.44	.58	.72	18.4	62.9	4.42	.44	.59	.74	17.7	60.3	4.96	.44	.60	.75	16.8	57.4	5.58	.45	.61	.77
	.99	2100	19.3	66.0	3.94	.44	.60	.75	18.6	63.6	4.43	.44	.61	.77	17.9	61.0	4.97	.45	.62	.78	17.0	58.0	5.59	.45	.63	.81
<b>HS29-065S — CR26-51 COOLING CAPACITY</b>																										
17°C (63°F)	.71	1500	14.9	50.8	3.69	.71	.85	.96	14.4	49.1	4.16	.72	.86	.97	13.8	47.2	4.70	.73	.88	.99	13.2	45.0	5.30	.75	.90	1.00
	.80	1700	15.2	51.8	3.71	.74	.88	.99	14.7	50.1	4.18	.75	.89	1.00	14.1	48.1	4.72	.76	.91	1.00	13.5	45.9	5.32	.78	.93	1.00
	.89	1900	15.4	52.7	3.73	.76	.91	1.00	14.9	51.0	4.20	.77	.93	1.00	14.4	49.0	4.74	.79	.94	1.00	13.7	46.8	5.34	.81	.96	1.00
19°C (67°F)	.71	1500	15.9	54.2	3.75	.56	.69	.81	15.3	52.3	4.22	.57	.70	.83	14.7	50.3	4.75	.57	.71	.84	14.0	47.9	5.36	.58	.72	.86
	.80	1700	16.1	55.1	3.76	.58	.71	.85	15.6	53.2	4.24	.58	.72	.86	15.0	51.1	4.77	.59	.74	.88	14.3	48.7	5.38	.60	.75	.90
	.89	1900	16.4	55.9	3.78	.59	.74	.88	15.8	53.9	4.25	.60	.75	.90	15.2	51.7	4.79	.60	.77	.92	14.4	49.3	5.40	.62	.78	.94
22°C (71°F)	.71	1500	16.9	57.7	3.81	.42	.54	.66	16.4	55.8	4.29	.42	.55	.67	15.7	53.6	4.83	.43	.56	.68	15.0	51.1	5.43	.43	.57	.70
	.80	1700	17.2	58.7	3.83	.43	.56	.69	16.6	56.7	4.31	.43	.56	.70	15.9	54.4	4.84	.43	.57	.71	15.2	51.9	5.45	.44	.58	.73
	.89	1900	17.4	59.5	3.84	.43	.57	.71	16.8	57.4	4.32	.44	.58	.73	16.1	55.1	4.86	.44	.59	.74	15.4	52.5	5.47	.44	.60	.76
<b>HS29-065S — CR26-65 COOLING CAPACITY</b>																										
17°C (63°F)	.85	1800	16.1	54.9	3.75	.76	.91	1.00	15.5	53.0	4.23	.77	.92	1.00	14.9	50.9	4.76	.79	.94	1.00	14.2	48.5	5.36	.81	.96	1.00
	.94	2000	16.4	55.9	3.77	.79	.94	1.00	15.8	54.0	4.24	.80	.96	1.00	15.2	51.8	4.78	.82	.97	1.00	14.5	49.5	5.38	.84	.99	1.00
	1.04	2200	16.6	56.8	3.78	.81	.97	1.00	16.1	54.8	4.26	.83	.98	1.00	15.4	52.7	4.80	.85	.99	1.00	14.8	50.5	5.40	.87	1.00	1.00
19°C (67°F)	.85	1800	17.1	58.2	3.81	.59	.74	.88	16.4	56.1	4.29	.60	.75	.89	15.8	53.8	4.82	.60	.77	.91	15.0	51.2	5.42	.62	.79	.94
	.94	2000	17.3	58.9	3.83	.60	.77	.91	16.6	56.8	4.30	.61	.78	.93	16.0	54.5	4.84	.62	.80	.95						

# RATINGS - 50HZ

NOTE For Temperatures and Capacities not shown, see bulletin — Cooling Unit Rating Table Correction Factor Data in Miscellaneous Engineering Data Section. All values are gross capacities and do not include evaporator coil blower motor heat deduction.

Entering Wet Bulb Temperature	Total Air Volume		Outdoor Air Temperature Entering Outdoor Coil																																																																													
			29°C (85°F)									35°C (95°F)									41°C (105°F)									46°C (115°F)																																																		
			Total Cooling Capacity			Comp Motor kW Input	Sensible To Total Ratio (S/T) Dry Bulb			Total Cooling Capacity			Comp Motor kW Input	Sensible To Total Ratio (S/T) Dry Bulb			Total Cooling Capacity			Comp Motor kW Input	Sensible To Total Ratio (S/T) Dry Bulb			Total Cooling Capacity			Comp Motor kW Input	Sensible To Total Ratio (S/T) Dry Bulb																																																				
			kW	kBtuh	24°C 75°F		27°C 80°F	29°C 85°F	kW	kBtuh	24°C 75°F	27°C 80°F		29°C 85°F	kW	kBtuh	24°C 75°F	27°C 80°F	29°C 85°F		kW	kBtuh	24°C 75°F	27°C 80°F	29°C 85°F	kW		kBtuh	24°C 75°F	27°C 80°F	29°C 85°F																																																	
m³/s	cfm																																																																															
<b>HS29-065S — CH33-62D-F - CH23-68 COOLING CAPACITY</b>																																																																																
17°C (63°F)	.75	1600	16.5	56.2	3.78	.74	.88	.99	15.9	54.2	4.25	.75	.89	1.00	15.2	51.9	4.79	.77	.92	1.00	14.5	49.4	5.39	.78	.94	1.00	19°C (67°F)	.85	1800	16.8	57.4	3.80	.77	.92	1.00	16.2	55.3	4.27	.78	.93	1.00	15.5	53.0	4.81	.80	.95	1.00	14.8	50.5	5.41	.82	.98	1.00	22°C (71°F)	.94	2000	17.1	58.4	3.82	.80	.96	1.00	16.5	56.3	4.29	.81	.97	1.00	15.9	54.1	4.83	.83	.99	1.00	15.2	51.7	5.44	.85	1.00	1.00
	.75	1600	17.5	59.7	3.84	.58	.71	.85	16.9	57.5	4.31	.58	.73	.86	16.1	55.1	4.86	.59	.74	.88	15.4	52.4	5.46	.60	.76	.91		.85	1800	17.8	60.7	3.86	.59	.74	.89	17.1	58.5	4.34	.60	.76	.90	16.4	56.0	4.88	.61	.77	.93	15.6	53.2	5.48	.62	.80	.95		.94	2000	18.1	61.6	3.88	.61	.77	.93	17.4	59.3	4.36	.62	.79	.94	16.6	56.8	4.89	.63	.81	.96	15.8	53.9	5.50	.64	.83	.98
	.75	1600	18.6	63.6	3.92	.43	.56	.69	18.0	61.3	4.40	.43	.57	.70	17.2	58.7	4.94	.43	.58	.72	16.4	55.8	5.55	.44	.59	.73		.85	1800	18.9	64.6	3.94	.43	.58	.72	18.2	62.2	4.42	.44	.59	.74	17.5	59.6	4.96	.44	.60	.75	16.6	56.6	5.57	.45	.61	.77		.94	2000	19.2	65.4	3.96	.44	.60	.75	18.5	63.0	4.44	.45	.61	.77	17.6	60.2	4.98	.45	.62	.79	16.8	57.2	5.59	.46	.63	.81
<b>HS29-065S — CB29M-51 COOLING CAPACITY</b>																																																																																
17°C (63°F)	.71	1500	15.8	53.8	3.74	.72	.86	.97	15.2	51.9	4.21	.73	.87	.98	14.6	49.9	4.75	.74	.89	.99	14.0	47.6	5.37	.76	.91	1.00	19°C (67°F)	.80	1700	16.1	54.9	3.76	.75	.89	1.00	15.5	53.0	4.23	.76	.91	1.00	14.9	50.9	4.78	.78	.93	1.00	14.2	48.6	5.38	.79	.95	1.00	22°C (71°F)	.89	1900	16.4	55.8	3.77	.78	.93	1.00	15.8	53.9	4.25	.79	.94	1.00	15.2	51.9	4.80	.80	.96	1.00	14.5	49.6	5.40	.83	.97	1.00
	.71	1500	16.8	57.2	3.79	.57	.70	.83	16.2	55.2	4.27	.57	.71	.84	15.5	53.0	4.81	.58	.72	.86	14.8	50.5	5.42	.59	.74	.88		.80	1700	17.0	58.1	3.81	.58	.73	.86	16.4	56.1	4.29	.59	.74	.88	15.8	53.9	4.83	.60	.75	.90	15.0	51.3	5.44	.61	.77	.92		.89	1900	17.3	58.9	3.82	.60	.75	.90	16.7	56.9	4.30	.61	.77	.91	16.0	54.6	4.84	.61	.78	.93	15.2	52.0	5.46	.63	.80	.95
	.71	1500	17.8	60.9	3.86	.43	.55	.67	17.2	58.8	4.34	.43	.56	.68	16.6	56.5	4.89	.43	.56	.70	15.8	53.9	5.49	.43	.57	.71		.80	1700	18.1	61.9	3.88	.43	.57	.70	17.5	59.7	4.36	.43	.57	.71	16.8	57.3	4.90	.44	.58	.73	16.0	54.7	5.51	.44	.59	.75		.89	1900	18.4	62.7	3.89	.44	.58	.73	17.7	60.5	4.37	.44	.59	.74	17.0	58.0	4.92	.44	.60	.76	16.2	55.3	5.54	.45	.61	.78
<b>HS29-065S — CB29M-65 COOLING CAPACITY</b>																																																																																
17°C (63°F)	.85	1800	16.4	56.0	3.78	.76	.91	1.00	15.9	54.1	4.25	.78	.93	1.00	15.2	52.0	4.80	.79	.94	1.00	14.6	49.7	5.41	.81	.96	1.00	19°C (67°F)	.94	2000	16.7	56.9	3.79	.79	.94	1.00	16.1	55.0	4.27	.80	.95	1.00	15.5	52.9	4.82	.82	.97	1.00	14.8	50.6	5.42	.84	.99	1.00	22°C (71°F)	1.04	2200	16.9	57.8	3.80	.82	.97	1.00	16.4	55.9	4.29	.83	.98	1.00	15.8	53.8	4.83	.85	.99	1.00	15.1	51.5	5.44	.87	1.00	1.00
	.85	1800	17.3	59.2	3.83	.59	.74	.88	16.7	57.1	4.30	.60	.75	.90	16.1	54.8	4.85	.61	.77	.91	15.3	52.2	5.47	.62	.79	.93		.94	2000	17.6	60.0	3.84	.61	.77	.91	16.9	57.8	4.32	.61	.78	.93	16.3	55.5	4.87	.62	.80	.95	15.5	52.9	5.48	.64	.82	.97		1.04	2200	17.8	60.6	3.85	.62	.79	.94	17.1	58.4	4.33	.63	.81	.96	16.4	56.1	4.88	.64	.83	.97	15.6	53.4	5.49	.65	.85	.99
	.85	1800	18.5	63.0	3.89	.43	.57	.72	17.8	60.8	4.38	.44	.58	.73	17.1	58.4	4.92	.44	.59	.74	16.3	55.6	5.54	.44	.60	.76		.94	2000	18.7	63.7	3.91	.44	.59	.75	18.0	61.5	4.39	.44	.60	.76	17.3	59.0	4.93	.45	.61	.78	16.5	56.2	5.56	.45	.62	.80		1.04	2200	18.8	64.3	3.92	.45	.61	.77	18.2	62.0	4.40	.45	.62	.79	17.4	59.5	4.95	.45	.63	.81	16.6	56.7	5.57	.46	.65	.83
<b>HS29-065S — CB17-95/CBH17-95 COOLING CAPACITY</b>																																																																																
17°C (63°F)	.94	2000	17.4	59.5	3.83	.80	.95	1.00	16.8	57.4	4.31	.81	.97	1.00	16.2	55.2	4.85	.83	.99	1.00	15.4	52.7	5.46	.85	1.00	1.00	19°C (67°F)	1.18	2500	18.3	62.3	3.88	.87	1.00	1.00	17.7	60.3	4.36	.89	1.00	1.00	17.0	58.0	4.91	.91	1.00	1.00	16.3	55.5	5.52	.93	1.00	1.00	22°C (71°F)	1.41	3000	19.0	64.8	3.93	.93	1.00	1.00	18.3	62.6	4.41	.95	1.00	1.00	17.7	60.3	4.96	.97	1.00	1.00	16.9	57.6	5.58	.99	1.00	1.00
	.94	2000	18.4	62.8	3.90	.61	.78	.93	17.7	60.4	4.38	.62	.79	.94	17.0	57.9	4.91	.63	.81	.96	16.1	55.0	5.52	.65	.83	.98		1.18	2500	18.9	64.5	3.93	.66	.85	.99	18.2	62.1	4.41	.67	.87	1.00	17.4	59.4	4.95	.68	.89	1.00	16.6	56.5	5.56	.70	.91	1.00		1.41	3000	19.3	65.8	3.95	.71	.92	1.00	18.6	63.4	4.44	.72	.94	1.00	17.8	60.8	4.98	.74	.96	1.00	16.9	57.8	5.60	.76	.98	1.00
	.94	2000	19.6	66.8	3.97	.44	.60	.75	18.8	64.2	4.46	.45	.61	.77	18.0	61.5	5.00	.45	.62	.79	17.1	58.4	5.61	.45	.64	.81		1.18	2500	20.0	68.3	4.00	.46	.65	.83	19.3	65.7	4.48	.47	.66	.85	18.4	62.8	5.03	.47	.68	.87	17.5	59.7	5.64	.48	.70	.89		1.41	3000	20.3	69.4	4.02	.48	.70	.90	19.5	66.7	4.51	.49	.72	.92	18.7	63.8	5.05	.50	.73	.94	17.7	60.5	5.67	.50	.76	.96